



SHOW RULES
AND
REGULATIONS
2011

Show Advisory Committee
Effective March 7, 2011

Table of Contents

| | |
|------------------------------------------------------------------|----|
| Mission Statement | 3 |
| The Horse Protection Act | 4 |
| FOSH Sound Principles..... | 5 |
| Eligibility and Qualifications for Showing/Getting Started | 6 |
| Show Officials | 7 |
| Ethical Conduct..... | 12 |
| General Show Rules | |
| Definitions of Exhibitors and Requirments | 12 |
| Procedures | |
| Placing of Horses/Gate Call/Time-Out..... | 15 |
| Workout..... | 16 |
| Ring Protocol | 17 |
| Tack Change | 18 |
| Shoeing..... | 18 |
| DQP..... | 19 |
| Drug Testing..... | 19 |
| Drugs and Medication Protocol..... | 20 |
| Tack/Equipment | 21 |
| Attire | 24 |
| Complaint/Violation Procedure..... | 28 |
| General Judging Procedure of the Show Class..... | 30 |
| Show Classes and Descriptions. | |
| In Hand Conformation..... | 32 |
| Under Saddle..... | 34 |
| List of Show Classes Under Saddle | |
| Show Pleasure Class..... | 35 |
| Western Class | 36 |
| Trail Pleasure Class..... | 38 |
| Country Trail Pleasure Class..... | 39 |
| Versatility Classes | |
| Trail Obstacle..... | 40 |
| Working Trail Pleasure with Obstacles | 41 |
| Pleasure Driving..... | 42 |
| Bareback | 43 |
| Pole Bending..... | 44 |
| Costume Class..... | 44 |
| Couples Class | 45 |
| Lead Line/Water Glass | 45 |
| Mentor and Me Class | 46 |
| Youth Showmanship - In Hand | 47 |
| Equitation - Youth..... | 49 |
| Amateur/Novice/Youth/Championship Classes | 53 |
| Judge's Responsibilities/Regulations/Procedures for Judging..... | 54 |
| Regulations Governing Judges..... | 56 |
| Guidelines for Judging the Rocky Mountain Horse..... | 57 |
| International Show Judging System..... | 61 |
| Sanctioned High Point and Other Special Awards | 62 |
| Index of Examples..... | 65 |

National Headquarters

4037 Iron Works Parkway, Suite 160
Lexington, KY 40511-8508
Executive Director: Peggy Entrekin
859-243-0260 (office)
859-243-0266 (fax)
Web: www.rmhorse.com

Show Advisory Committee

Chairman: Suzie Clarke
Marianne Jolley, DOE
Jeff McCarty
Randy Inman
Angie Jagers
Millard Buchanan
Becky Duke, SAC Sanctioned Show Tabulator

MISSION STATEMENT

The Rocky Mountain Horse® Association, Inc. (RMHA) is a non-profit corporation organized under the laws of the Commonwealth of Kentucky, which is dedicated to the *preservation, promotion, breeding* and development of the Rocky Mountain Horse® (RMH) throughout the United States and internationally. To this end, the showing of the Rocky Mountain Horse® is a means of breed promotion, demonstrating the basic and well-known *characteristics* of the horse — its gentle temperament and its naturally smooth, lateral, even four-beat gait. (Defined in Bylaws—Article VI.)

The following Show Rules, and related Judging Rules and Regulations apply to all RMHA sanctioned and affiliated shows and the Annual RMHA International Show and are effective from the date of approval, March 7, 2011, and take precedence over all previous Show Rules.

The Rocky Mountain Horse Association adheres to the requirements of the Horse Protection Act as written. It is also our intention to follow the FOSH (Friends of Sound Horses) principles in all forms of promotion of the Rocky Mountain Horse sanctioned by the Rocky Mountain Horse Association and its affiliated clubs.

Our Thanks to the following people who provided their professional opinions and vast experience to the updated information of this book:

Steve Autry, M.D.

Diane Little, Director of Judges, FOSH

Dr. R. Scott Pleasant, D.V.M.

The Horse Protection Act

The Horse Protection Act (HPA) is a Federal law that prohibits horses subjected to a practice called soring from participating in shows, sales, exhibitions, or auctions. The HPA also prohibits drivers from transporting sored horses to or from any of these events. APHIS works actively with the horse industry to protect against such abuse and ensure that only sound and healthy horses participate in shows. Our ultimate goal is to end this inhumane practice completely.

Soring is a cruel and abusive practice used to accentuate a horse's gait. It may be accomplished by irritating or blistering a horse's forelegs through the application of chemicals such as mustard oil or the use of mechanical devices.

Walking horses are known for possessing a naturally high gait, but in order to be successful in competition their natural gait is often exaggerated. The exaggerated gait can be achieved with proper training and considerable time, however; some horse exhibitors, owners, and trainers have chosen to use improper and inhumane training methods to shorten the time it would take to produce a higher gait without abusive practices.

The Rocky Mountain Horse Association adheres to the requirements of the Horse Protection Act.

FOSH Sound Principles (Friends of Sound Horses)

Principle #1

All FOSH events adhere to the requirements of the Horse Protection Act.

Principle #2

Horses are to be treated with dignity, respect, and compassion.

Principle #3

Horses must be presented as sound in both body and mind.

Principle #4

The preferred way of going is natural, correct, and without exaggeration.

Principle #5

Shoeing is intended only for the protection of the foot and its structure. Barefoot horses are both welcomed and encouraged where practical.

Principle #6

Handlers & riders are expected to use training techniques and equipment that conform to the highest humane standards as recognized by the general equestrian community.

Principle #7

Exhibitors have a duty to conduct themselves in an orderly, responsible, and sportsmanlike manner.

Copied from the FOSH Show Rule Book 2010 with permission

I. ELIGIBILITY AND QUALIFICATIONS FOR SHOWING:

- A. Owners, trainer and exhibitors are responsible for ***knowing and complying*** with all rules herein, as well as knowing and complying with the Federal and State regulations pertaining to the showing of gaited horses, e.g., United States Department of Agriculture's (USDA) Horse Protection Act (HPA). Failure to follow show rules may result in RMHA Board disciplinary action.
- B. All horses shown in RMHA sanctioned classes, events and shows must be a registered Rocky Mountain Horse. (See D below). **All horses shown under saddle must be three years old or older.**
- C. Certified to breed grade mares, Temporarily Registered Fillies and Temporarily Registered Males are NOT eligible to show.
- D. All horses three years old and older must have evidence of having been certified in order to breed and/or show, e.g. gold seal and certification date on the front of Certificate of Registration. An original or legible copy of the Registration must be shown upon request at any RMHA sanctioned classes, events and shows.
- E. All information on the Certificate of Registration MUST be current and correct and officially recorded with the RMHA, i.e., owner, transfers, name change, certification, etc. Records falsified (also an RMHA Bylaws violation) by an owner, trainer, or exhibitor will result in disqualifying the horse. All awards for the show will be withdrawn. Penalties imposed following a hearing may include temporary or permanent suspension of membership(s).
- F. Without exception, all owners, trainers and exhibitors entering horses into RMHA sanctioned classes, events and shows must be current RMHA members in good standing and must not be on any suspension(s) either with the regulatory commission (USDA) or with the RMHA.
- G. At all RMHA sanctioned classes, events and shows, juveniles, farms, stables, corporations, and/or partnerships are REQUIRED to have an adult RMHA member who is in good standing, accept the responsibility by affixing their signature as the responsible party, being the duly authorized agent, officer, owner, parent or guardian to entry forms, and other required documents associated with the showing of horses.
- H. For the purposes of all RMHA horses shows only, the age of a RMH shall be computed on the basis of a calendar year starting on January 1st of the year foaled. A RMH is considered a weanling during the calendar year born and a yearling during the first

calendar year following its foaling date regardless of the time of the year foaled.

- I. For the International RMHA Show only, weanlings and yearlings will be divided into two separate age group divisions:
 - Class A = Jan. 1 – April 30
 - Class B = May 1 – December 31
- J. Exhibitors in Ladies' or Men's classes shall be restricted to those exhibitors who are 18 years old or older. Juveniles are 17 years old and under **and must show in designated Youth Classes only.**
- K. Exhibitor's Cards are valid from January 1st through December 31st of the current year. Exhibitor Card applications must be filed with the Show Advisory Committee. Exhibitor cards are available through show managers, RMHA Headquarters, and card applications are available on the RMHA website.
- L. Only specifically authorized and identified Show Judging Committee personnel, the show manager and/or RMHA Executive Director are allowed to communicate with judges during a RMHA sponsored or affiliated show.

II. **SHOW OFFICIALS:**

It shall be the duty of the Show Officials to enforce all of the rules of the RMHA from the time entries are admitted onto the show grounds until their departure. Specifically, their duties include, but are not limited to:

- A. **SHOW MANAGER:** It shall be the duty of the Show Manager to:
 1. Provide all necessary physical facilities to accommodate the show, including an area set aside for the inspection of horses by DQPs.
 2. Accept responsibility to ensure that all rules, regulations and procedures stated in the RMHA Show Rule Book and specifics in the show contract are enforced.
 3. Provide a veterinarian on the grounds or a stand-by status at the RMHA Annual International show(s).
 4. Abide by all decisions made by the Judge(s).
 5. During the show, post in a conspicuous place the Judge(s) copies of the cards.
 6. Will disqualify and penalize entities for all horse abuse inside the arena or on the show grounds.

7. Receive and act upon protests in accordance with the Show Rules and Regulations and to report whatever action is taken to the RMHA SAC Chairperson.
8. In the event that a person(s) participating at a show shall commit an offense or violation described in the Show Rules and Regulations, the Show Manager may, at his/her discretion, disqualify that person(s) and/or horse(s) from further participation in the show. Any such offense shall be reported to the RMHA SAC Chairperson, where further disciplinary action may be recommended to the Board of Directors.
9. Employ at the show the following personnel needed to insure a successful show:

| | |
|-------------------------|------------------------------------------------|
| Licensed Judge | Gate Attendants |
| Licensed DQP | Farrier |
| Announcer | Show Secretary |
| Ringmaster (assistants) | Rules Steward(s) and/or Equipment Stewards. |
10. During Sanctioned “**A**” shows only, no Show Manager, DQP, Judge, Secretary, Steward, Announcer or Ringmaster or his/her immediate family shall compete in a show in which they are participating in an official capacity, nor shall any horse owned by any of the above persons be exhibited or shown at the same show. Immediate family is defined as spouse and minor children, whether they live in the same household or not.
11. During “**B**” shows only, no Show Manager or his/her immediate family shall compete in a show in which they are participating in an official capacity, nor shall any horse owned by the Show Manager be exhibited or shown at the same show.

B. JUDGE(S): Judges are hired by and responsible to the Show Manager. Sanctioned “**A**” shows will use an unbiased lottery system to choose the judge for each show. The judge must **KNOW THOROUGHLY** the Show Rules of the RMHA and the Rocky Mountain Horse, including, but not limited to, the horse’s natural gait, temperament and characteristics. (Note: For details of the Rules, Responsibilities and Procedure for judges and the International Judging System, see Section V and VIII of these rules.) Class A and the RMHA International Show

must use licensed RMHA Judges. See the RMHA website for a current list. Class B shows may use a RMHA judge or other judge with approval by the SJC. Separate judges should be available for specialized or timed events such as a Trail Obstacle Class or Pole Bending Class.

- C. DQP(S) (Designated Qualified Person)** A licensed DQP(s) is required at all Sanctioned RMHA “A” classes, events and shows. It is the responsibility of the Show Manager to hire the licensed DQP. The major responsibility for the DQP is to detect and diagnose horse(s) that are sore and to otherwise inspect horses for violations of the Horse Protection Act (HPA) under the regulations of the United States Department of Agriculture (USDA). When included in the DQP’s contract, DQP’s may inspect horses’ bits and shoes for correctness of type, size/fit, toe length and other specifics of the hooves/shoes.
- D. ANNOUNCER:** The Announcer is the voice of the Show Ring. Under the instruction of the Ringmaster, Judge or designated person, the announcer is to call all classes to the show ring and to call the gaits and additional instructions as may be necessary during the classes. In addition, the Announcer provides general information about classes and horses, makes special announcements, pages persons, and keeps the general interest of spectators. He/she is directly responsible to the Show Manager.
- E. RINGMASTER (ASSISTANTS):** A Ringmaster is hired by and is responsible to the Show Manager. He/she may not officiate in any division of a show in which he or any member of his immediate family or any of his clients is an exhibitor. His sole duty shall be to assist the designated judge when needed and to accept a request for “time out” and to escort in a safe manner any person, such as a ribbon presenter, whose presence is required in center ring. In no case shall a Ringmaster advise a judge of anything unless in the case of an emergency. Also, in no case shall a Ringmaster officiate where a horse is competing that is either wholly or partially owned by him/her.

F. STEWARDS (ASSISTANTS): A Steward is required at all Sanctioned “A” shows. Two stewards may be allowed at a sanctioned “A” show. A “*Rules Steward*” – who enforces the Show Rules in general, and an “*Equipment Steward*” – who focuses on enforcement of show attire and equipment, (including tack, shoes and toe length). The stewards are responsible to the Show Manager.

Stewards are required to:

1. Have full knowledge of the current RHMA Show Rules and Regulations.
2. Be approved by the Show Advisory Committee.
3. Report to the Show Manager any offenses or violations of the Show Rules and Regulations by any exhibitor, owner, trainer or other person who conducts himself/herself in a manner that does not reflect good sportsmanship or other such actions which violate the Show Rules or which may invalidate or cause protest to a class, the show or RMHA.
4. Steward(s) may not officiate in any division of a show in which he/she or members of his/her family or any of his/her clients are an exhibitor.
5. A steward has no authority regarding the management or the judging of an affiliated/sanctioned class, event and show; however, he/she is the representative of Show Management and should point out in a diplomatic and courteous manner all violations of the RMHA Show Rules and Regulations that are not followed.
6. He/she should keep himself/herself available to judges, exhibitors, trainers and management at all times to clarify the position of the RMHA Show Rules and Regulations and investigate any situation that might indicate an infraction of the rules.
7. Other duties of a recognized steward shall be, but are not limited to the following:
 - a. Protect the reputation of the Rocky Mountain Horse and the RMHA.
 - b. Protect the interest of exhibitors, judges and Show Management.
 - c. Determine and report inhumane treatment of horses on the grounds and during exhibition.

- G. **FARRIER:** Hired by and responsible to the Show Manager and is to be available throughout the Show. The farrier must know and comply with the shoeing rules of the RMHA.
- H. **SHOW SECRETARY:** Shall provide all duties assigned by the Show Manager including, but not limited to, acquiring and keeping accurate records and documentation of all classes, entries and related data; class results (placing, etc.); class sheets (including copy to DQP), judges' cards; posting of show results; and the collection of show fees and/or stabling fees.

III. STANDARD OF ETHICAL CONDUCT

- A. **CONFLICT OF INTEREST:** All officials and members of the RMHA must avoid all conflicts of interest as specified by these Show Rules and Regulations and the RMHA Bylaws and General Rules. See Officials, Section II; General Rules, Section IV; and Judges' Sections V and VIII.
- B. **JUDGES' DECISION;** See Section V and VIII
- C. **CONTACT WITH OFFICIALS;** See Section I and II.

IV. GENERAL SHOW RULES

A. DEFINITION OF EXHIBITORS AND REQUIREMENTS:

1. JUVENILE/YOUTH:

- a. A Juvenile is defined as a person who is **under 18 years old**. On or after an exhibitor's 18th birthday, he/she may continue to show as a juvenile or may choose to move up to Amateur or Professional status. The Youth can turn in their Youth card and purchase an Amateur or Professional Exhibitor card. If they choose to change their status, they lose their Youth High Points for the current year.
- b. To compete for Youth High Points, the exhibitor must be a current member of the RMHA in good standing and must possess a current Youth Card with his/her date of birth and membership number thereon.

- c. Youths may show in all Youth (under 18 years of age) classes according to the age division specified for the class.
 - d. All Youths must have a “responsible person’s” signature and membership number on all show class entry forms for all classes entered. The responsible person must be a current RMHA member in good standing.
 - e. Youths, 11 years and under, regardless of the class, must wear ASTM-approved and SEI-certified protective headgear, including the costume class at the International Show.
 - f. Youths, 11 years and under, require a handler to accompany them at the line-up of a Youth class.
 - g. A Youth exhibitor is not allowed to show a stallion under saddle or in conformation classes.
2. **NOVICE:** A Novice is defined as any exhibitor (i.e., one who shows horses either under saddle or in hand) who is **18 years or older**, who is a beginner in the show ring and who has not won a blue ribbon in any RMHA sanctioned under-saddle horse show competition during the previous show season. The exhibitor must possess a Novice Exhibitor card.
- a. If an exhibitor has won a novice class during the current season but not any other under saddle class, then that exhibitor remains eligible to compete as a Novice (i.e., Novice classes) for the remainder of the current RMHA show season.
 - b. If a Novice wins the High Point Award for the Novice Division at any RMHA event or show, then that exhibitor is not eligible to compete in Novice classes from that show forward.
 - c. A trainer’s spouse can show in Novice classes if he/she meets all other requirements.
 - d. If a class is a Novice Horse and Rider, then neither horse nor rider is eligible to show if either has won a blue ribbon at any sanctioned RMHA show or at the International Show the previous year.
3. **AMATEUR:** An Amateur is defined as a person who is **18 years of age or older** and who is not or has not been engaged in any activity which would make him/her a Professional. (See Professional #4 below). To qualify for High Points, the

- exhibitor must possess a current Amateur Card and must be a current RMHA member in good standing.
- a. A spouse of a professional does NOT qualify for Amateur Status. If, however, the spouse of a Professional qualified for an Amateur Card on Jan. 1st of the current year as a single person, then that person may continue as an Amateur during the current RMHA show season only.
 - b. Every exhibitor competing in an RMHA sanctioned Amateur class must be a current RMHA member in good standing and must possess a current Amateur Card to be eligible for High Points.
 - c. At all RMHA sanctioned classes, events and shows, the Amateur Card number must be written next to the exhibitor's name on each Amateur Class entry form.
 - d. To regain the Amateur status, a former Professional must not have participated in any professional activities for a period of two years prior to application, i.e., two full show seasons, and must meet all of the requirements for the Amateur status and card. Falsifying an application for the Amateur status/card will result in disciplinary action.
 - e. Men's and Ladies' Amateur Classes are restricted to those exhibitors **18 years of age and older with an Amateur exhibitor's card.** Any person who is, under these rules, a professional and who knowingly and falsely presents himself/herself to be an amateur shall be subject to disciplinary action. The following activities shall not affect the amateur status of a person who is otherwise qualified:
 1. The writing of books or articles pertaining to horses.
 2. Accepting remuneration for stewarding, DQP, technical delegate, course designer, announcer; participating as TV commentator; or accepting bona fide remuneration for services such as veterinarian, groom, farrier, tack shop operator or breeder.
 3. Accepting reimbursement for expenses without profit or accepting bona fide remuneration for boarding services.
 4. Accepting a small token of appreciation, other than money for riding, driving or showing in halter. (Note: Horse boarding, prize money, partial support or objects of more than \$300.00 are considered remuneration, NOT small tokens of appreciation.)

The two class divisions of Amateur are:

3.1 AMATEUR OWNED AND TRAINED:

- a. The Exhibitor must own the horse or a member of the Exhibitor's immediate family must own the horse.
- b. **No professional training for the horse in the last 180 days.** The Horse may not have been in a professional training barn for any part of the 180 consecutive days immediately prior to showing or exhibiting.
- c. The Exhibitor and the horse must not receive assistance in any manner with the preparation, training or exhibition from a professional trainer or agent thereof for a period of **180 days prior to the show.**

3.2 AMATEUR:

The Exhibitor's horse may be in professional training up to the day of the show.

4. PROFESSIONAL: Every Professional competing in RMHA classes, events and shows must possess a current RMHA Professional Card to be eligible for annual High Points.

Falsifying a Professional, Amateur or Juvenile RMHA application may result in disciplinary actions. A person is considered a Professional who after their 18th birthday is engaged in the following activities:

- a. Accepts remuneration for riding, driving, showing in halter, training, schooling or conducting clinics or seminars.
- b. Accepts remuneration for giving instruction in equitation or horse training (persons acting as counselors at summer camps, which are not hired in the exclusive capacity of riding instructors, are excluded).
- c. Accepts remuneration for the use of his name, photograph or other form of personal association as a horseman in connection with any advertisement or article to be sold.
- d. Accepts prize money in Equitation or Showmanship classes.
- e. Rides, drives or shows in halter in horse shows, any horse for which he/she or a member of his/her immediate family accepts remuneration for boarding which includes training services.

B. PROCEDURES:

- 1. Placing of horses:** In RMHA sanctioned shows, the Show Manager will decide the number of awards/ribbons to be awarded at a show (five minimal). At the annual International Show, there will be one award and ten ribbons for each class, except for the Grand Championship Classes which will be awarded first through ninth place.

- 2. Gate call:** Three minutes are allowed for all exhibitors to enter the show ring. The time starts when the first exhibitor enters the show ring. The time ends after an elapsed three minutes or until all the entries have entered the show ring or have been accounted for to the satisfaction of gate personnel. The time may be extended as long as there is a continuous flow of exhibitors into the ring, permitting all entries an opportunity to participate in said class, event or show. At the end of the elapsed three minutes, the entry gate will be closed and judging shall commence.

- 3. Time-out:** An official time-out is an authorized period where an exhibitor may be granted a cessation of showing/judging for a period not to exceed an accumulative total of ten (10) minutes. An exhibitor shall not be granted more than two official time-outs in a class. If a third time-out is necessary regardless of the total elapsed time, then the exhibitor shall be excused from the class. Only official time-outs shall be granted; all other interruptions in showing shall be judged accordingly.
 - a. A rider/driver desiring an official time-out will ride/drive to the center of the ring, remain mounted or in place, and make a formal request to the Call Judge, via the Ringmaster. The Call Judge will evaluate the reason for the request and either grant or deny the request, via the Ringmaster.
 - b. After an exhibitor pulls into the center ring, he/she must obtain an official time-out before dismounting. Failure to do so shall require the judge to excuse the entry; the judge has no discretion in this regard. Further, the entrance of any person into the ring before an official time-out is granted shall require the Call Judge to excuse the entry.

The sole exception to this rule shall be a horse and/or rider in immediate danger of injury, in the opinion of the Call Judge.

- c. If the Call Judge grants an official time-out, then horses on the rail will go at ease, and a groom or farrier will be ordered in, as necessary. The rider who is granted the time-out may dismount. Riders granted the official time-out may not make any adjustments to any equipment other than that for which the official time-out was called.
 - d. Riders at ease on the rail during official time-outs may make such adjustments as they can make while mounted but assistance over the rail is not permitted; physical assistance (touching the horse) is not permitted and, if done, the horse must be excused.
 - e. If the Judge finds the reason for the official time-out is not valid, he must order the entry back on the rail immediately.
 - f. Official time-outs may be granted by the Judge for replacement of shoes, broken equipment, or in other instances where the Judge finds reason.
 - g. All official time-outs will begin when justifiable reasons are acknowledged, except for the replacement of shoes in which the time-out begins the moment the farrier lifts the horse's foot. Time will be allowed prior to the beginning of official time-outs for locating the thrown shoe.
 - h. In the event a horse throws a shoe in the warm-up area after being inspected by the DQP, the exhibitor may choose to have the shoe replaced by the farrier after the exhibitor enters the ring to show. The exhibitor must be charged with an official time-out with normal time-out rules prevailing.
 - i. An official timer must be appointed to enforce this rule.
- 4. Workout:** The Call Judge shall not place any entry in a workout unless the entry performed all required gaits both ways of the ring in the initial performance. Whenever horses are being called for a workout, the announcer must call for them in numerical order. All horses chosen for workout must be worked both ways of the ring at all gaits.

5. Ring Protocol (Under Saddle):

In all RMHA show classes, the RMH will be shown and judged in **three distinct gaits**: The Show Walk, the Rocky Mountain Pleasure Gait and the Trail Walk with **NO** pacing, trotting, fox-trotting, cantering, step pacing or racking, etc. (See Gaits V.1).

- a. Judging shall not officially begin until after the gate is closed.
- b. The RMH will enter the show ring at the Show Walk and proceed counter-clockwise around the ring. If all entries have not entered the ring, then the exhibitor first in line (and all others in line) must stop at the gate entrance, but not block the entrance, and shall stand at rest until all entries have entered the ring and the gate is closed. Judging begins with the closure of the gate. All entries must make at least one complete circle of the ring before being asked to move up to the RM Pleasure Gait. All entries must make at least one complete circle of the ring before being asked to moved down to the Trail Walk. Ample time must be allowed for all Judges to see each entry in the Trail Walk before being asked to reverse (toward the rail). In the reverse way of the ring, the call of the gaits shall be to continue in the Trail Walk (at least 2/3 the way of the ring) followed by the Show Walk, then the RM Pleasure Gait, followed by the Trail Walk and continue in the Trail Walk to the line-up. In the line-up during English under saddle classes, the exhibitors will be directed to individually back their horse three steps and move back to the line-up and stand square – not parked/stretched. (In Western and Trail classes, the individual backup will be four steps back, exhibit a 360 degree turn and square up.)
- c. The timing of workouts begins when the gate is closed and the first gait is called and ends with the first call for rest (if needed); after the five minute rest, the timing begins again for ten more minutes or to the end of the class if less than ten minutes, whichever comes first. Timing will be clocked by a designated person appointed by the Show Manager.
- d. In a large class of 21 or more entries in under saddle classes, the class shall split into two or more classes. Each split class shall not exceed 20 horses.

6. Tack Change: The length of time allowed for tack change between classes is determined by the Show Manager.

C. **SHOEING:** These shoeing rules also apply to all horses presented for certification. Shoes must be factory made keg shoes (See Example I) and **MUST** not exceed 3/4 inch in width at all locations on the shoe, and must not exceed 3/8 inch in thickness at all locations on the shoe, may go to total 5/8 inch including borium/drill tech, and caulk must not exceed 7/8 inch.

1. All shoes on all four feet must be of the same type, manufacturer brand and metal. Horses with plantation, hand-made shoes or hand turned heels or trailers of any kind (straight or turned) or bars are not allowed to participate in RMHA sanctioned classes, events and shows.
2. NO pads of any type or for any reason are allowed.
3. NO pressure shoeing (Note: a shoe smaller than the natural hoof with the hoof filed down to fit the shoe shall be considered a form of pressure shoeing.) The shoe must fit the NATURAL HOOF.
4. The front and rear shoe is not to extend more than 1/4 inch beyond the hoof wall at the toe and quarters nor beyond the bulb of the heel when a perpendicular line is drawn from bulb of the horse's heel to the ground.
5. Shoe clips are permitted when drawn from the shoe only. Welded on shoe clips are NOT permitted.
6. Two dime-sized dots of borium or drill tech, not to exceed 1/4 inch in thickness are permitted on the toe and/or heel of the shoe. NO ridges or lines are allowed.

Shoes may have drill tech, borium or dowels, but not a combination of these materials. Dowels are allowed. The horse's natural toe length shall not exceed 4.5 inches, including the shoe. This measurement is obtained by placing the hoof on a flat level surface and then measuring from the coronet band at the center of the front pastern along the hoof wall to the ground, and includes the shoe. (See Example G)

7. The use of acrylic and/or filler shall be restricted to hoof repair and is restricted to one hoof only.
8. When showing, horses must be shod on all four hooves or be shown barefooted on all four hooves.
Horses will not be permitted to enter the show ring that are shod only on two hooves.

9. ALL horses to be shown must go through the required DQP check station in Sanctioned A shows.

D. DQP: See Section II.C.

E. DRUG TESTING:

1. No horse shall be shown in any class at a show recognized by the RMHA if it has been administered any forbidden substance. A forbidden substance is any stimulant, depressant, tranquilizer, steroid or local anesthetic which might affect the performance of a horse. (Stimulants and depressants are defined as medications which stimulate or depress the circulatory, respiratory or central nervous systems and are used to enhance the horse's performance). Prohibited are any drugs, regardless of how harmless or innocuous they might be, which by their nature may mask or screen the presence of the aforementioned prohibited drugs or prevent or delay testing procedures. The RMHA reserves the right to drug test any horse at any time at any RMHA sanctioned event.
2. Exhibitors are cautioned against the use of medicinal preparations and tonics of any kind, whether administered externally or internally, the ingredients and quantitative analysis of which may not be specifically known, but which may contain forbidden substances.
3. If a horse tests positive for a forbidden substance(s) and/or a masking agent(s), a hearing will be held in accordance with RMHA rules. Persons found guilty of subjecting a horse to such forbidden substance(s) and/or masking agent(s) may be fined and may be suspended from all competition at anytime at the discretion of the Board; likewise, the Board may suspend the horse for any period of time specified.
4. Show Management or delegated RMHA (SAC) official may file a written complaint regarding the allegation of a horse being given a forbidden substance or masking agent. A formal letter of complaint must be made with the RMHA Board of Directors, dated, signed and post marked no later than 30 days from alleged incident. If the owner, trainer or exhibitor of the horse is found guilty of the charges, the owner, trainer or exhibitor will pay the expenses incurred and appropriate penalties will be applied.

- 5. The formal filing of a medication report with Show Management on the prescribed form is not a defense to the charge of the drugs and medications rule. The medication report may be obtained from the Show Management.**

F. DRUGS AND MEDICATION PROTOCOL

- a. Every horse competing/exhibiting at an RMHA sanctioned class, show or event shall be subject to the Drugs and Medications Rule, and the horse shall be required to be in compliance with this rules at all times while competing/exhibiting in any and/or all classes and/or division at that competition/exhibition.
- b. Horses competing at an RMHA sanctioned class, event or show are subject to examination and collection of blood and urine samples by a licensed veterinarian (different from the regular show veterinarian) who must be appointed by the RMHA Show Advisory Committee. Said veterinarian may appoint a technician to perform certain duties. The examination may include a physical, collection of blood and/or urine and/or other procedures at the discretion of said veterinarian as necessary to accomplish the purpose of this rule.
- c. Cooperation with the drug testing veterinarian and /or his/her agents include: (1) taking the horse immediately to the location selected by said veterinarian and/or agents(s) for collection of samples; (2) assisting the veterinarian and/or his/her agent(s) in obtaining the sample promptly, including but not limited to removing equipment from the horse, leaving the horse quietly in the stall and avoiding any distractions to it. Schooling, lengthy cooling out, bandaging or other delays of this type shall be interpreted as non-cooperation; (3) polite attitude and actions toward the veterinarian and/or his/her agent(s).
- d. The horse selected for drug testing will be announced prior to the conclusion of the class, but after the judge's results are final. The horse must exit the ring and proceed to the DQP station. Upon exiting the ring, the veterinarian and/or his/her agent(s) will identify himself/herself to the exhibitor or handler and will escort the horse to the DQP and then directly to the testing barn. Neither the agent(s)

nor any other person except the exhibitor or handler may touch the horse until it is under the supervision of a veterinarian. All tack should be removed under the supervision of or at the direction of the veterinarian.

- e. The drug testing veterinarian will submit the properly identified collected samples of blood and urine to an approved laboratory as selected by the Show Management. The collected samples shall remain in the care, custody and control of the drug testing veterinarian until submitted to the designated laboratory. A clear chain of custody must be maintained.

G. TACK AND EQUIPMENT:

- 1. **In Hand/Conformation Classes:** English is the attire and tack of preference.
- a. **Show Halters/Bridle:** A suitable show halter with a throatlatch is mandatory on all horses. A suitable show halter is described as dark leather or synthetic metallic material with a crown piece, nose band, full throatlatch, and optional browband. The metal fasteners and rings on the halter should be conservative colors. No nylon halters permitted.
- b. Exhibitors may use an Arabian style show halter (**with a bit if a stallion is over 2 yr. old**). If a browband is used, it may be leather or a conservative solid color. Piping is acceptable on the browband. Horses shown with Western type halters must be shown with a traditional dark leather halter with an adjustable buckle, full throatlatch, nose band and conservative metal attachments and rings. The halter may have conservative silver appointments. A matching leather lead with an optional chain extension may be used.
- c. Stallions two years and older shown in hand **must show in bridle with a bit**; mares and geldings are to be shown in either a suitable show halter or bridle and bit.
- d. Whips/crops are optional, but are not to exceed 40" in length including popper.

2. Under Saddles Classes:

- a. **English:** English tack must accompany English riding attire in all regular English designated classes.
1. Saddles are cutback, flat English or Plantation type. No saddles with horns are permitted in the English classes. Hooded, covered or wooden stirrups are not permitted. English bridle with leather or colored browband must be used. No dropped nosebands or dropped nose cavessons are permitted. Breast straps, if used, must be either in black or dark brown leather.
 2. **Bits that are allowed are based on FOSH (Friends of Sound Horses) Recommendations.** These include but are not limited to: English snaffle or English curb bit, D Ring, loose ring, Boucher (B-ring), egg butt, full cheek, bradoon, shank, leverage or curb bit, Weymouth, Pelham (single rein only), Walking horse bit (bit with “walking horse” shanks), Kimberwick, and Wonder bits. Shanks must be 8 ½ inches or less, including solid ring. Measurements are made from the top of the upper ring to the bottom of the lower ring made into the shank (See Example H) Bits may be solid, single jointed, double jointed, may have a roller, and may have a port.
 3. If a curb strap or chain is used, it must be at least 1/2 inch in width and lay flat against the horse’s chin with allowance of a two-finger width between the chin and chain.
 4. Whips up to 40” including popper are permitted.
 5. **Riders 11 and under** are required to wear helmets, and handlers are asked to be in the ring during the line-up prior to awards presentations.
- b. **Western:** Western tack must accompany Western riding attire in Western classes.
1. Saddles may be with or without horns. No “Australian” saddles allowed. **No parade saddles are permitted.**
 2. Western bridles without a cavesson must be used. No English browbands. Breast straps, if used, must be either in black or dark brown leather.
 3. **Bits that are allowed are based on FOSH (Friends of Sound Horses Recommendations).** These include but are not limited to: English snaffle or English curb bit, D Ring, loose ring, Boucher (B-ring), egg butt, full cheek, bradoon, shank, leverage or curb bit, Weymouth, Pelham (single rein only), Walking horse bit (bit with “walking horse” shanks), Kimberwick, and Wonder bits. Shanks must be 8

½ inches or less. Measurements are made from the top of the upper ring to the bottom of the lower ring made into the shank (See Example H). Bits may be solid, single jointed, double jointed, may have a roller, and may have a port including attached rings.

4. If a curb strap or chain is used, it must be at least 1/2 inch in width and lay flat against the horse's chin with allowance of a two-finger width between the chin and chain.

c. Trail Pleasure /Country Trail Pleasure:

1. Saddles may be with or without horns. No "Australian" saddles allowed. The uses of English or Western tack (and attire) may be used, but not a mix of the two. In all such classes, the ring protocol will be that of the English ring protocol.
2. **Bits that are allowed are based on FOSH (Friends of Sound Horses Recommendations).** These include but are not limited to: English snaffle or English curb bit, D Ring, loose ring, Boucher (B-ring), egg butt, full cheek, bradoon, shank, leverage or curb bit, Weymouth, Pelham (single rein only), Walking horse bit (bit with "walking horse" shanks), Kimberwick, and Wonder bits. Shanks must be 8 ½ inches or less. Measurements are made from the top of the upper ring to the bottom of the lower ring made into the shank (See Example H). Bits may be solid, single jointed, double jointed, may have a roller, and may have a port
3. Exhibitors may use bitless bridles and hackamores in trail classes with the appropriate Western or English headstall. **If riding a stallion, a bit must be used.**
4. If a curb strap or chain used, it must be at least 1/2 inch in width and lay flat against the horse's chin and chain. Whips up to 40" including popper are permitted.

3. **Optional Tack** (attire must match tack style) The uses of English or Western tack (and attire) may be used in classes so designated, however, in all such classes, the ring protocol will be that of the English Riding Protocol.

4. **Driving:** Any safe, serviceable two wheel cart or four wheel buggy, with the exception of the fine harness buggy (Viceroy) is acceptable. Liverpool bits or snaffle bits fitted without flash nosebands are permitted. A whip of length not to exceed six feet is mandatory. Harness is traditionally black leather with square patent leather blinkers, side check or over check, and running martingale. It is appropriate for the use of russet harness when hitched to a light brown vehicle. The harness must have either a breach or thimble over the ends of the shafts. No collars are allowed.

5. **Equipment Not Permitted:**

- a. Electronic communication devices used by exhibitors are not permitted in the Show Ring at any time during the conducting of a class.
- b. No parade saddles, braided manes and/or tails, tail sets, tie downs, or ribbons braided into the forelock or mane are permitted while competing.
- c. No dropped nosebands or dropped nose cavessons are permitted. No studded cavessons are permitted. No single twisted wire bits, no double twisted wire gag bits, bicycle chains, or saw chains are permitted. Double reins, English or Western, are not permitted. No twisted or tight curb chains are permitted.

H. Attire: (See Optional tack/attire statement in G.3. above).

It is the tradition of the show ring that riders, drivers and handlers be correctly and neatly attired in all classes. If the exhibitor's hair is long, it must not obstruct the judges' view of the back number. Exhibitors may wear rain suits over appropriate riding attire in the event of inclement weather. At any show, the Judge and/or the Show Manager may suspend the regular dress code due to weather conditions (e.g., extreme heat, cold, etc.).

All exhibitors are encouraged to wear properly fitting approved protective head gear (ASTM/SET) while riding, driving or handling horses.

1. **In Hand/Conformation Class Attire:** English is the attire of preference.

a. English:

1. Solid color riding skirt or solid colored slacks with tie downs (underpasses). Conservative pinstripes are allowed.
2. A vest, riding coat, sports coat or riding suit.
3. Long sleeve shirt with a pointed collar including tuxedo shirts (sleeve length may vary under a coat or jacket).
4. Neckwear such as a tie or brooch
5. English style hat is optional (No Western or Spanish)
6. Gloves and English spurs are optional
7. English style boots.

b. Western:

1. Western slacks or black jeans; Western show skirts optional for women.
2. Western style jacket, bolero or vest is required.
3. Any solid colored pants (including blue jeans) are acceptable under chaps.
4. Western long sleeve shirt or slinky (sleeve length may vary under a jacket).
5. Neckwear such as a tie, bolo, or neck scarf (not required with a slinky).
6. Gloves are optional; Western hats (Spanish or ASTM – approved or SEI-certified headgear acceptable) are optional.
7. Western style boots (no tennis or sport shoes)
8. Chaps, spurs and gloves are optional.

2. Under Saddle Class

a. Show Pleasure Attire:

1. Solid colored riding skirts or solid colored slacks with tie downs (underpasses). A vest, riding coat, sports coat or riding suit. Conservative pinstripes are allowed.
2. Long sleeve shirt with a pointed collar including tuxedo shirts (sleeve length may vary under a coat).
3. Vests are optional
4. Neckwear such as a tie or brooch.
5. English style hat is optional.
6. Protective headgear is acceptable.
7. Gloves and English spurs are optional.
8. English style boots.

9. English whip/crop is optional (neither is to exceed 40 inches).
- b. **Western Attire:** Only Western attire may be worn with western tack/equipment in Western designated classes. Spanish style attire will be accepted.
1. Western slacks or black jeans; Western show skirts optional for women.
 2. Western style jacket, bolero or vest is optional.
 3. Any solid colored pants (including blue jeans) are acceptable under chaps.
 4. Western long sleeve shirt or slinky (sleeve length may vary under a jacket).
 5. Neckwear such as a tie, bolo, or neck scarf (not required with a slinky).
 6. Gloves are optional; Western hats (Spanish or ASTM – approved or SEI-certified headgear acceptable) are optional.
 7. Western style boots (no tennis or sport shoes)
 8. Chaps, spurs and gloves are optional.
- c. **Trail Pleasure/Country Trail Pleasure Attire:**
1. Solid colored riding skirts or solid colored slacks with tie downs (underpasses). Riding coat, sports coat or riding suit. Conservative pinstripes are allowed.
Vests, Coats or jackets are optional.
 1. Long sleeve shirt with a pointed collar including tuxedo shirts (sleeve length may vary under a coat).
 2. Neckwear such as a tie or brooch.
 3. English style hat is optional.
 4. Protective headgear is acceptable.
 5. Gloves and English spurs are optional.
 6. English style boots.
 7. English whip/crop is optional (neither is to exceed 40 inches).
- d. **English Showmanship Attire:**
1. Solid colored riding suit or sports coat (finger-tip length when standing) and pants with tie downs (underpasses). Conservative pinstripes are allowed.
 2. Long sleeve shirt with a pointed collar. (Sleeve length may vary under a coat)

3. Neckwear such as a tie or brooch.
 4. Hat and dark gloves are required (No Western or Spanish hats).
 5. Wearing large earrings, bracelets and/or corsages will disqualify the exhibitor.
 6. English style boots.
- e. **Equitation Attire:** See Section VI.G. – English style attire and tack).
- f. **Driving Attire:**
1. **Ladies:**
 - a. Conservative dress: blouse and skirt, shirt and slacks/jodhpurs, saddle suit or day coat and slacks/jodhpurs.
 - b. Lap robes and hats are optional.
 - c. Gloves are required.
 2. **Men:**
 - a. Business suit, saddle suit or sports jacket and slacks.
 - b. Lap robes and hats optional.
 - c. Gloves are required.
- g. **Bareback Attire**
1. English or Western attire optional; not mixed.
 2. Boots (no bare feet) according to attire.
 3. If showing in western attire, no chaps or spurs permitted.
 4. Hats are optional (no baseball caps); approved protective head gear is recommended.
- h. **Pole Bending**
1. Western or English attire optional; no chaps or spurs.
 2. Western boots with Western attire.
 3. Hats are optional (no baseball caps); approved protective head gear is recommended.
- i. **Lead Line**
- a. **Rider**
 1. Casual attire, riding suits or coats with slacks.
 2. Safe footwear.
 3. Approved protective head gear is required.

b. Handlers

1. Neat, clean casual attire (no shorts); riding suits or sports coats with slacks are optional.
2. No tennis shoes or sandals.

I. COMPLAINT AND SHOW RULE VIOLATION PROCEDURE:

The Show Rules herein, are the basis for the identification and interpretation of all Show Rule violations. Some rules by their very nature may involve violations of the RMHA General Rules and/or Bylaws and may, therefore, be handled in the manner specified for violation of the Bylaws and/or General Rules.

1. All Sanctioned Shows and the annual International Rocky Mountain Horse Show shall process violations of the Show rules as follows:
 - a. Violations may be reported immediately (on site) at any Sanctioned or annual International Show by completing a Rule Violation Form, obtained from the Show Manager or from the Show Advisory Committee (SAC) chairperson, in duplicate. The form must be completed with the name, address, phone number, and if an RMHA member, the membership number of the person filing the complaint/violation. A description of the incident, - including the name of the proposed violator, (e.g., exhibitor, owner, trainer, horse, etc.), the number of the Show Rule violated, the date, name of the Show, Show location, and, if relevant, the name of the horse and the class - must also be included. The original form is to be given directly to the Show Manager or to the SAC Chairperson. Where immediate action is required, the Show Manager will decide the action to be taken and impose such immediately. A report of said action must be sent to the SAC Chairperson within ten working (10) days of the incident.
 - b. Except as provided in this section IV.H., all complaints related to Show Rule violations that are not reported on site may be reported (with all required details) to the SAC Chairperson within ten (10) working days of the Show and **must be accompanied with a complaint fee of \$100.00**

which is refundable to the complainant if the person who is charged is found to be in violation as charged.

- c. Any member of the Board of Directors, SAC or Show Management (i.e., Secretary, Judge, Steward, DQP, Paddock Master, etc.) may report any violation of the Show Rules, observed within or outside of the show ring, to the SAC Chairperson or, in the absence of the SAC Chairperson, to the Show Manager any time during a show or within 24 hours after a show. No complaint fee will be required, however, a Rule Violation Form or modification thereof, must be completed with full details of the violation and filed with the SAC Chairperson.
 - d. There is no time limit set upon such reporting of Show Rule violations by the persons identified above (“c”), e.g., violations may be found during review of show classes and/or recording High Points, etc.
 - e. Written reports of violations received by the Show Manager will be forwarded to the SAC Chairperson for review by the SAC. The SAC will validate with appropriate data any such violations and present the issue(s) for Board review. If sufficient data is not available, then the complaint will be dismissed.
 - f. Depending upon the nature of the violation, it will either be handled immediately or it will be referred with all necessary and appropriate data and recommendations by SAC to the Board for finalization. The process followed by the Board will be in keeping with the Bylaws and/or General Rules as may be modified. The processing procedure will be recorded as the date the violation/complaint is received from SAC.
 - g. A formal DQP citation (USDA/HPA) is considered a Show Rule violation and additional penalties may be imposed by RMHA. The reporting of said violation is not subject to the ten day rule.
2. **Penalties:** Penalties imposed for Show Rule violations will be based on the seriousness of the violation and/or whether the

infraction is repeated. Penalties may include, but are not limited to, the following:

- a. Dismissal from the current class.
- b. Dismissal from the current show.
- c. Suspension from showing the rest of the Show Season, or a portion thereof.
- d. Withdrawal of awards (i.e., trophy(ies), ribbon(s), High Points).
- e. RMHA membership suspension or permanent revocation and loss of all related membership privileges.

Penalties imposed after the show will be made by the Board after the referral from the SAC. Penalties may include, but are not limited to: any penalties specified in these Show Rules, in the RMHA Bylaws, or the General Rules of the Association.

All persons (i.e., exhibitors, owners, trainers, show officials, etc.) are responsible for knowing the RMHA Show Rules and are responsible for any violations thereof, regardless of age. If the violator is a juvenile, then the juvenile and/or "responsible" person who signs the entry form for that juvenile will be held fully responsible and is subject to these rules. These rules will remain in effect during the current show year. Amendments may be made as necessary; however, such changes shall not become effective until the subsequent show season. Minor printing errors may be corrected at any time and the correction will be communicated through the RMHA official publication and/or the RMHA website as appropriate.

V. GENERAL JUDGING PROCEDURE FOR SHOW CLASSES:

1. Once the gate closes and judging begins, the Judge must observe an entry's way of going and if the Judge finds that an entry is a bad example of the Rocky Mountain Horse, as set forth in these Rules, he may excuse that entry immediately. In the performance classes, all horses shall enter the ring at a Show Walk in a counter clockwise direction and continue at the Show Walk until the first entry approaches the entry gate, at which time the exhibitor will stop and have his/her horse stand at rest until all entries are in the show ring and the gate is closed. Once the gate is closed, judging begins, and the Judge shall call for gaits in the following order: **Show Walk, Rocky**

Mountain Pleasure Gait, and the Trail Walk. At least one complete circle of the ring is made in each gait, more if the class is large. After the Trail Walk, the Judge calls for the reverse (toward the rail in English style; toward the center in Western style classes). In the reverse way of the ring, the Trail Walk is to be continued at least $\frac{2}{3}$ the way of the ring, followed by the same sequence of Show Walk, Rocky Mountain Pleasure Gait, and the call to Trail Walk and to continue in the Trail Walk to the line-up (see Stance, example A). If the class is one which permits English or Western attire/tack, the ring protocol will follow the English protocol.

2. Horses shall be shown both ways of the ring at all required gaits sufficiently for all horses to have performed before each officiating Judge. A horse that has not performed all required gaits both ways of the ring shall not be placed over a horse that has performed all gaits.
3. All special workouts shall be judged as a separate class. Any Judge may request a workout in any class by communicating through the Ringmaster. The Judge making the request must state the numbers of the horses that he wants called to the workout. If a workout is agreed upon, then the Ringmaster must ask the Judges, (if more than one Judge) if they wish to add other horses to those being sent to the rail. The Ringmaster must be sure that all Judges, if more than one, know which horses are working to fill the places. To be included in a preliminary class workout, an entry must appear on two Judges' cards. An entry that does not receive two votes returns to the rail and may then be called in by one Judge. In a Championship class, a horse that appears on only one Judge's card must be included in the workout. The Ringmaster must inform the Announcer of the workout request. The Announcer will call for the horses to be worked out in numerical order. All horses in a workout shall be placed consecutively insofar as the number of places will allow.
4. After the preliminary ring work of a class, all horses shall be lined up and inspected by the Judge. Each horse is to be required to back up at least three steps and return to the lineup and stand square (see Stance Example A). In the

judging of the class, the Judge makes the final decision (of possible rule violations) as to whether to excuse the horse or eliminate the horse from judging. If the Judge finds that an entry does not conform with the rules, he may excuse the entry immediately.

VI. SHOW CLASSES AND DESCRIPTION:

A. In-Hand Breed Conformation

Judges criteria: Conformation 75% and Temperament 25%
Movement and gait of the horse are not to be considered.

1. Conformation:

- a. The RMHA Bylaws state an adult RMH is described as follows: “The height of the horse will be no less than 58 inches (14.2 hands) and no more than 64 inches (16 hands). They shall have medium sized bones with medium sized feet in proportion to the body; a wide and deep chest with a span between the forelegs. The fore and hind legs will be free of noticeable deformity. The horse should have sloping shoulders (ideally with an angle of 45 degrees), bold eyes, well shaped ears and a face which is neither dished nor protruding. The head should be medium sized in proportion to the body with medium jaws. The neck should be gracefully arched, medium in length and sit on an angle to allow a natural carriage with a break at the poll. The horse must have a solid body color. There shall be no white markings above the knee or hock except on the face where modest amounts of white marking are acceptable. (NOTE: Full RMH mares under the age of three may be shown at 14 hands (56”).
- b. Entries in this division should exemplify the ultimate in conformation and structural correctness. They should be in sufficient good flesh to present a healthy appearance and should be immaculately groomed.
- c. Transmittable conformation and structural weaknesses shall be considered to be faults and shall be penalized at the discretion of the judge.
- d. Dress requirements shall be the same as English under saddle (See Article IV.G.).

- e. Any exhibitor or handler who abuses an entry must be excused from the ring by the Judge, and the exhibitor may be subject to disciplinary action.
- f. The exhibitor may not touch the horse at anytime after entering the ring and until the Judge turns in their card.
- g. No lead chains are permitted over the nose or in the mouth. Lead chains are permitted under the chin. Stallions 2 years of age and older must be shown in a bridle and bit.
- h. In the opinion of the Judge, if an entry poses a threat to other exhibitors, the horse must be excused immediately.
- i. Excessive use of the whip or actions that may disturb other entries shall be severely penalized.
- j. If a whip is carried by the exhibitor, there can be no contact of the whip to the horse. ANY contact shall result in the elimination by the Judge.

2. **Attire** (See IV.G. English)

3. **Tack** (See IV.F. English)

4. **Procedure:** (In Hand) See Ring Protocol – English
- a. **Entries** in all classes in this division shall be led into the ring and proceed counterclockwise at a natural walk.
 - b. **Line-up** to walk around a portion of the ring (one horse space between horses) at least ten (10) feet off the rail to permit the Judge to view the horse from both sides.
 - c. **Stance:** The leg and body position of the horse in the line-up is to stand square (See Index Example A). The profile of the horse when standing square should show no sign of stretching. All four feet must be flat on the ground and at least one front and one rear cannon bone remain perpendicular to the ground. The Judge shall penalize stretched horses. Judges may request an exhibitor to show his/her horse squarely, if the exhibitor does not attempt to comply, the exhibitor shall be penalized. (See VIII.U. Major Faults).
 - d. An exhibitor may be penalized for “over-showing” their horse. Over-showing (See VIII.U.) is defined as....

- “When the exhibitor’s behavior strongly distracts attention from the horse being shown, to the exhibitor himself/herself, and/or disturbs the presentation of other horses or exhibitors.” The exhibitor should stand quietly, poised and place himself/herself so as to enhance the Judge’s view of the horse being shown.
- e. At no time should the lead be released from the hand of the exhibitor.

B. Under Saddle:

Judging criteria: Gait 65%, Conformation 20%, Temperament 15%

The three gaits required in all regular under saddle classes (except Pole-Bending and Obstacle), include the Show Walk, Rocky Mountain Pleasure Gait and the Trail Walk. See Ring Protocol.

1. Horses are to be worked both ways of the ring at each gait as described above. Upon completion of the work on the rail, the horses are to be called to the center of the ring and asked to stand quietly and to back when requested by the Judge.
2. **Gait:** Emphasis is placed on **CONSISTENCY, NATURALNESS AND SMOOTHNESS OF GAIT IN ALL UNDER SADDLE CLASSES.**
3. **Head Set:** (See Index Example C). The illustration represents the ideal head set for the Rocky Mountain Horse with examples of acceptable head set range for each division. The head set will be penalized for over tucking (overly collected and behind the vertical) as well as nosing out beyond the acceptable limits as if resisting the bit.
4. **Leg Action:** (See Example D). The illustration represents the maximum front end action for the English style RM Horses, allowing a range of motion for variation of individual horses. The hind leg stride is to be what is natural for the horse, from capping to a maximum of 18 inches overstride. Re: Judging, see VIII.S.2 – “Gait”.
5. **Stance:** In the line-up, the horse is to stand square (See Index Example A). The profile of the horse when standing square should show no sign of stretching. The Judge shall penalize stretched horses, however, the Judge may remind an exhibitor to show his/her horse squarely; if the exhibitor does not attempt to comply, then a penalty shall be applied.

6. In making the reverse in the Show Ring, the horse is to reverse TOWARD THE RAIL in English classes. Horses reversing toward the center of the ring shall be penalized.
7. **Procedure:** (see Ring Protocol).

VII. LIST OF SHOW CLASSES UNDER SADDLE:

A. SHOW PLEASURE CLASSES

Judging criteria: Gait 60%, Performance 20%, Attitude 20%

1. English tack and attire are required, unless specified otherwise.
2. The RMH should perform in a relaxed and quiet but alert manner without nervousness or resistance and without excessive animation or speed.
3. The Show Pleasure horse is shown in a frame that can be described as increasingly collected when compared to the Trail Pleasure horse. The horse should be ridden on a light rein with moderate collection, with head up, and without excessive speed or animation. The horse should demonstrate a natural head carriage at an approximately 45 degree head angle. The Show Pleasure Horse will exhibit somewhat more animation and speed than the Trail Pleasure horse.
4. The horse must show quality and style, execute smooth downward transitions and prompt upward transitions.
5. The horse should demonstrate an exceptionally smooth ride for the rider, i.e. well balanced forward flowing motion and a free and easy ground covering gait which is a smooth comfortable four-beat lateral gait.
6. There shall be no evidence of heavy handedness or excessive pressure on the bit. Neither speed nor animation is to be tied over smoothness, correct form and a four-beat cadenced footfall. A "stepped" pace, pacing or rider bouncing vertically in the saddle must be severely penalized. Any indication of nervousness, bad manners, or tongue or mouth distress shall be penalized.
7. Horses are to be reversed toward the rail. Horses reversing toward the center will be penalized.
8. Three gaits will be called: the Show Walk, the Rocky Mountain Pleasure Gait, and the Trail Walk.
9. Horses are required to back three steps and step forward to the line-up and stand square (See Example A).

10. Class Faults:

- a. Breaks Gait
- b. Exhibitor backs the horse before the Judges call/signals for it.
- c. A horse that travels with an open mouth at any gait or with evidence of tongue distress.
- d. Incorrect head set (See Example C) – over tucked or nosed out.
- e. Exhibitor not riding smoothly in the saddle.
- f. Horse refuses to back or back straight.
- g. Excessive rein pressure.
- h. Excessive animation.
- i. Excessive speed

B. WESTERN CLASSES

Judging criteria: Gait 60%, Performance 20% Attitude 20%

1. Western tack and attire (Spanish attire is acceptable) are required. (See Attire IV.G. – Western).
2. The RMH performs in a relaxed, quiet manner exhibiting an exceptionally smooth, comfortable ride without excessive action or animation. A good RMH pleasure horse should have a balanced forward flowing motion with a free and easy ground covering gait.
3. The horse should be ridden on a loose rein and should exhibit a true, four-beat gait at the Show Walk, Pleasure Gait and Trail Walk in both directions of the ring at the instruction of the Judge.
4. When the call for reverse is made, horses are to reverse away from the rail toward the center of the ring. Horses reversing toward the rail shall be penalized.
5. The three gait calls are: Enter the ring at a Show Walk, move up to the Pleasure Gait, then to the Trail walk; reverse and repeat the Trail walk for at least 2/3 way of the ring before moving up into the Show Walk, followed by the Pleasure Gait and return to the Trail Walk before being called to line up in the Trail Walk.
6. Reins MUST be held in one hand at all times and cannot be changed during the class. The one hand is to be around the reins. When the ends of the split reins falls on the side of the reining hand, a single finger between the reins is permitted. When using a romal or when the ends of split reins are held in

- the hand not used for reining, no finger between the reins is allowed. The rider may hold the romal or the end of split reins to keep them from swinging and to adjust the position of the reins, provided the reins are held at least 17" from the reining hand. While the horse is in motion, the rider's hands shall be clear of horse and saddle at all times. The Judge may call for a halt on the rail to test for quietness. Horses must stand quietly on the rail and in the lineup. If a western horse does not stand quietly or if he is reined at any time with two hands, or the rider changes hands or holds the reins improperly, the exhibitor shall be disqualified.
7. Horses that travel with an open mouth at any gait or with evidence of tongue distress must be severely penalized. The head set should be natural, neither excessively nosed out or over flexed at the poll. The head should not be high, but should exhibit the type of natural head carriage of a horse used as a Western Pleasure Horse.
 8. Horses shall back freely when asked, a minimum of 4 steps, or be penalized. The head should be in normal position and mouth closed. At the discretion of the Judge, the horse may be asked to back clear of the lineup and do a 360 degree neck reined turn, either right or left at the instruction of the Judge. The turn is to demonstrate the ability of the horse to neck rein. The turn should be performed with the horse turning on the hindquarters. Horses are to be judged on their smoothness in performing the turn correctly and their responsiveness to the rider.
 9. A western horse that is not manageable on a light rein, presents an excessive amount of animation, or is ill mannered and resists the instructions from the rider must be penalized and possibly eliminated from the class.

10. Class Faults:

- a. Horse shows tension, distress or resistance to the exhibitor.
- b. Inconsistent in gait.
- c. Exhibitor's improper use of reins and/or hands.
- d. Failure to follow the class protocol.
- e. Excessive speed and/or animation (See Examples B and D).

C. TRAIL PLEASURE CLASSES

Judging criteria: Gait 60%; Attitude 20%; Performance 20%

1. Attire and tack may be English or Western but not a mix of the two. Coats are optional.
2. The ring protocol will follow English.
3. The RM Trail Pleasure Horse must perform with an effortless comfortable gait which encourages stamina and longevity on the trails. The horse should display an alert and willing attitude while performing in a relaxed and forward flowing motion. The Trail Pleasure Horse should carry its head in a natural and relaxed position appropriate to its conformation. The horse **MUST** be consistently well mannered, responsive, and quiet.
4. The horse should exhibit a true four-beat gait with an even and consistent cadence. **ANIMATION AND EXCESSIVE ACTION ARE NOT DESIRED IN A TRAIL PLEASURE HORSE. IT IS NOT DESIRED FOR THIS HORSE TO EXHIBIT DRIVING REAR LEGS WITH A LONG OVERSTRIDE. HORSES WHO EXHIBIT EXCESSIVE ANIMATION ARE TO BE PENALIZED AND/OR ELIMINATED.** (See Range of Motion Chart, Exhibit J)
5. The horse **MUST** be manageable on a light rein at all gaits, however, the show ring protocol shall be English, i.e., Show Walk, Pleasure Gait and The Trail Walk in both directions of the ring. The reverse of gait is toward the rail as in English classes. The horse **MUST** stand quietly and back (three steps back and return to the lineup and stand square) readily upon request from the Judge. Horses that are unruly, fail to respond immediately to the rider's commands, fail to stand quietly or back readily with any indication of displeasure or discomfort must be severely penalized.
6. These classes do not include obstacles and are judged solely on the horse's ability to provide a safe, pleasurable ride. Excessive speed must be severely penalized. (Major Fault).
7. **Class Faults:**
 - a. Excessive speed, animation and/or actions (See Examples B, C, and D).
 - b. Resistive behavior of the horse.
 - c. The horse shows tension - not relaxed.
 - d. Not consistent in manner, quietness and/or responsiveness.

- e. Exhibitor shows rough ride - not sitting firmly in the saddle.
- f. Inconsistency in the gait.

D. COUNTRY TRAIL PLEASURE CLASS

Judging Criteria: Gait 60%; Attitude 20%; and Performance 20%

1. Attire and tack may be English or Western but not a mix of the two. Black jeans and pants without tie downs are permissible in classes in the division. All other rules herein for tack, attire and shoeing apply to this division.
2. The ring protocol will follow English.
3. The RMH Country Trail Pleasure Horse must perform the two gaits of the class, the Show Walk and the Trail Walk with an effortless comfortable gait which encourages stamina and longevity on the trail. The gait should be completely smooth and steady at all gaits. There should be an appearance of effortless performance on the part of the horse.
4. The horse should be manageable at all gaits and be ridden on a loose rein and should exhibit a true, four beat gait with an even and consistent cadence at the Show Walk and Trail Walk only in both directions of the ring at the instruction from the Judge. There should be minimal animation and knee action.
5. The Trail Walk should be energetic and forward moving with a downward stretch of the neck. The horse should be responsive to all aids and show a willing and compliant attitude.
6. The Country Trail Pleasure Horse should carry its head in a natural and relaxed position appropriate to its conformation. An elevated head and/or neck carriage shall be penalized.
7. The horse **MUST** be consistently well mannered, responsive, and quiet.
8. The lift of the hooves should be no higher than mid-pastern joint of the other front leg. See Range of Motion Chart, Exhibit JJ). A halt must be called for during rail work. It may be called from any gait. The horse must stop promptly and should be immobile at the halt, standing on the loose rein.
9. When the call for reverse is made, horses are to be reversed toward the rail as in English classes. The horse **MUST** stand quietly and back (three steps back and return to the line-up and stand square) readily upon request from the Judge. Horses that are unruly, fail to respond immediately to the rider's commands, fail to stand quietly, or fail to back readily

with any indication of displeasure or discomfort must be severely penalized.

10. During the lineup, the judge may require that riders dismount and remount while the horse stands quietly, without restraint. Riders may, if necessary, request a mounting block to remount, however, they may not receive any other assistance. Juvenile classes shall not be required or asked to dismount or remount. These classes do not include obstacles and are judged solely on the horse's ability to provide the ultimate safe and pleasurable ride. Excessive speed must be severely penalized. A "stepped" pace, pacing or rider bouncing vertically in the saddle must be severely penalized.

11. Class Faults:

- a. Excessive speed, animation, and/or action (See Examples B,C and D)
- b. Resistive behavior of the horse
- c. Moves at the halt and while mounting or dismounting
- d. Not consistent in manners, quietness, and/or responsiveness
- e. Exhibitor shows rough ride - not sitting firmly in the saddle
- f. Inconsistency in gait
- g. Rider appears to force compliance at any command
- h. Elevated head and/or neck
- i. More than moderate speed or show gait

E. TRAIL OBSTACLE CLASS:

Judging criteria – Gait 40%; Performance 40%;
Attitude/Willingness 20%

A Working Trail Pleasure horse is used for pleasure riding under a variety of conditions and over a variety of terrain. The horse is responsive and surefooted. The horse is consistent in all gaits.

1. There will be a minimum of eight (8) and a maximum of ten (10) obstacles.
2. There will be a six (6) minute time limit to complete the course. The time is started when the horse moves from the starting marker toward the first obstacle. Any exhibitor who has not completed the course at the end of six (6) minutes will be disqualified from the class. Each entry's time will be clocked by a timer designated by Show Management.

3. Each exhibitor will be allowed three (3) attempts at each obstacle and then must proceed to the next obstacle or be disqualified.
4. The location, pattern of the trail course, and the order in which the exhibitor is to compete will be posted at the Show Secretary's office at least one hour prior to the scheduled start of the class.
5. Attire and tack may be English or Western but not a mix of the two. The Rider should be neatly attired. The horses should be presented bearing in mind that they are appearing in a public venue.
6. Horses shall be disqualified and eliminated from the class for exceeding the time limit, taking an obstacle from the wrong direction, negotiating an obstacle from the wrong side, skipping an obstacle unless directed by the judge, negotiating obstacles in the wrong sequence, and off pattern.
7. **Disqualifications:** Horses shall be disqualified and eliminated from the class for:
 - a. Exceeding the time limit
 - b. Failure to follow the designated pattern in the correct sequence unless instructed to do otherwise by the Judge.
 - c. Inconsistent gait on the straight ways.
 - d. Negotiating obstacle from the wrong side.
 - e. Taking an obstacle from the wrong side/wrong direction.
 - f. Excessive speed and/or animation (See B and D).

F. WORKING TRAIL PLEASURE WITH OBSTACLES CLASS

A Working Trail Pleasure horse is a horse used for pleasure riding under a variety of conditions and over a variety of terrain.

1. Attire and tack may be English or Western but not a mix of the two.
2. The horse is responsive and surefooted
3. The horse is consistent in all gaits.
4. Prior to class start, show management will set up obstacles on one or both ends of center ring
5. Exhibitors will enter and go both ways of the ring prior to performing obstacles. Exhibitors will line up and then each exhibitor will do the obstacles work and return to the line-up.
6. The horse must navigate a minimum of three obstacles. The obstacles count as 25% of the value of the class.

7. If requested by the judge, the horse must drop from any gait to a working walk as the rider feeds the reins to the horse.
8. If requested by the judge, the horse must execute a side pass from either side.
9. **Disqualifications:**
 - a. Inconsistent gait
 - b. Excessive speed or animation
 - c. Exceeding time limit
 - d. Skipping an obstacle unless directed by the judge.

G. PLEASURE DRIVING CLASSES (One Horse Rigs; No Teams)

Judging Criteria – Performance 60%; Manners 20%; Fit, Condition and Appropriateness of Harness and Vehicle and Neatness of Driver 20%

1. Pleasure Driving is to be judged on the pleasure horse qualities of the horse in harness. Performance of the horse shall be paramount; turnout is not to count. The Trail Walk, the Show Walk, and the Rocky Mountain Pleasure Gait are required both ways of the ring. Horses are to enter the ring counter clockwise at the Show Walk. The reverse is to be executed on the diagonal across the center of the ring at the Trail Walk.
2. Any safe, serviceable two wheel cart or four wheel buggy with the exception of the fine harness buggy (Viceroy) is acceptable. Liverpool bits or snaffle bits fitted without flash nosebands are allowed. (See Tack IV.F.)
3. For purposes of safety during line up, a header is required for each entry. The leader may release and hook the over check as needed and may attach a lead to the horse. Header is not to touch the horse otherwise.
4. Backing is not required.
5. **Attire:** (See IV.G.3)
6. **Class Faults**
 - a. Erratic movement, hesitation, or breaking gait.
 - b. Unsafe behavior (mandatory elimination from the class and the exhibitor is to be excused from the ring by the Judge).
 - c. The horse must stand quietly and back readily in the lineup. Horses that rear in the shafts when asked to back must be disqualified.
 - d. The Judge must excuse any exhibitor with an unsafe vehicle or harness at anytime during the class.

- e. The Judge is requested to inspect each exhibitor and their entry at the start of the class for safety.
- f. Not performing all three RMH gaits.
- g. Excessive speed.

H. BAREBACK CLASS

Judging criteria: Gait 60%; Performance (balance of exhibitor and horse) 20%; Conformation and Temperament (responsiveness and attitude) 20%

1. English or Western or other casual attire are permitted.
English or Western tack are permitted, but not mixed. No spurs or whips are permitted.
2. The ring protocol will be English protocol. All gaits will be called in sequence, both ways of the ring: Show Walk, Rocky Mountain Pleasure Gait, and Trail Walk. The last call will be the Trail Walk to the line-up.
3. Horses will be required to reverse toward the rail.
4. Each horse will be called to back up straight three steps and return to the lineup and stand square. (See Example A).
5. Rider should maintain good balance on the horse at all gaits.
6. **Class Faults:**
 - a. Not riding with both hands on the reins
 - b. Exhibitors hold onto the horse's mane to maintain balance.
 - c. Not maintaining good riding posture/balance, e.g., no slouching over the horse's withers or leaning backwards so as to ride on the exhibitor's tail bond (coccyx) with legs stretched forward.
 - d. Excessive Speed.
7. **Disqualifications:** Horses will be disqualified for:
 - a. Breaking gait/not performing all three RMH gaits when called.
 - b. Not demonstrating change of speed between the gaits when called.
 - c. The rider losing seat, i.e., slide/fall from the horse partly or completely.
 - d. The rider's lack of control of the horse (Note: assigning a "minus" mark is a judging means of identifying horses and/or exhibitors who have demonstrated faults but are not disqualified).

G. POLE BENDING CLASS

1. English or Western attire and tack is acceptable, but not mixed; no chaps, spurs or whips.
2. All exhibitors will start from a clearly visible line (See Example F).
3. Horses must perform the RMH four-beat lateral pleasure gait through the entire course. Horses must maintain form.
4. The pole bending pattern is to be run around 6 poles. Each pole is to be 25 feet apart, and the first pole is to be 15 feet from the starting line.
5. A horse may start either to the right or to the left of the first pole and then run the remainder of the pattern accordingly. (See Example F).
6. This will be a timed event. A 5 second penalty will be allotted for each pole knocked over and for each pole touched by the rider's hand.
7. The time of each entry will be announced immediately following the horse's run.
8. **Disqualifications:**
 - a. Horses who break gait will be disqualified, except in the "hair-pin" turn at the end of the straight away, the horse may double-step in order to turn sharply
 - b. Failure to follow the course, including: negotiating obstacles in any other than the specified order, the wrong direction, stopping, circling, backing or reversing direction of movement in order to correct improper passing of an obstacle.
 - c. Standing in the stirrups.
 - d. Any deviation from the pattern shall be considered off course.

I. COSTUME CLASS

Judging Criteria: Originality of costume 85%; Temperament 15%

1. Ring Protocol is English
2. This is a fun class and emphasis is on the **THEME** and **UNIQUENESS** of the Exhibitor's costume.
3. At Judge's discretion, Trail or Show Walk.
4. Exhibitor's are encouraged to submit a description/explanation of their costume theme at the time they register for the Costume Class.

J. COUPLES CLASS (Adult/Youth)

Judging criteria: Gait 50% Performance 35% Temperament 15%

The following is required:

1. All couples are to ride in unison; holding hands is optional but will receive a “plus” mark.
2. The natural four-beat, smooth lateral gait is to be maintained throughout the class.
3. All three gaits are to be called in sequence, i.e., the Show Walk, the Pleasure Gait and the Trail Walk both ways of the ring; the last call will be for the Trail Walk and walk to the line-up.
4. Attire is the choice of the riders.
5. Back up will be called in the line-up in all adult couples classes; no back up will be called if the class is mixed adults and youth; no back up will be called in the all Youth Couples classes.
6. A distinct change of speed must be shown in changing gaits when called by the Judge.
7. **Minus mark(s) are given for:**
 - a. Riders not keeping in unison with partner
 - b. In Adult classes only - not keeping horses together evenly when backing when called for by the Judge in the line-up.
8. **Disqualifications:**
 - a. Horse showing unruly behavior or shying
 - b. Getting into horse’s mouth causing halting, tossing of head or bulking.

K. LEAD LINE CLASS:

1. Lead line Riders **MUST HAVE** unrestricted, safe footwear (smooth soles and a heel) and STSM-approved or SEI- certified headgear.
2. Tack: The horse must be in a halter with a lead – The lead may be either over or under the bridle. In lieu of this, a halter/bridle combination may be used with a lead attached.
3. Lead Line handlers must have neat, clean attire (no shorts or T-shirts, tennis shoes or sandals).

L. WATER GLASS CLASS:

1. The objective of this class is to demonstrate a smooth gait of horse under saddle.
2. Western or English tack and attire is allowed but not a mix of the two.

3. The exhibitor enters the arena and receives a glass they fill with water.
4. The exhibitor may use only one hand to hold the glass. The hand may not cover the top of the glass. The rider should hold the glass out and away from the body of the horse and rider. The rider should hold the glass as if the rider were drinking from it.
5. When the glasses are full, the Exhibitors are put on the rail and perform the three gaits going both ways of the ring with a noticeable change in speeds.
6. Upon completion of the rail work, Exhibitors will go to center ring.
7. The Exhibitor with the most water remaining in the glass wins.
8. If there is a tie, judges may have exhibitors back their horse and or dismount and remount.

M. MENTOR AND ME CLASS

This class was designed to display how the “Mentor” (adult over 18 years of age) and “Me” (youth between the ages of 8 yrs and 17 years) work together to get the best performance possible from their horse.

The class is judged on:

- Consistency of the horse between the riders
 - Quality of gait
 - Responsiveness of the horse to rider cues.
1. The mentors show their horse the first direction of the ring (counter clockwise) in the Trail Walk, Show Walk, and Pleasure Gait.
 2. The youth “Me” will be in the center of the ring awaiting their turn. If a “Me” requires different tack, they will have this in the ring with them
 3. After completion of the three gaits, the mentors will then line up their horse under the direction of the ringmaster.
 4. Mentors dismount together, adjust or change the saddle/stirrups and give the horse to their youth “Me”.
 5. After all the youth are on their horses, they will go to the rail. The mentors move to center ring to watch.
 6. The youth continue the class in the opposite direction of the ring (clockwise). They will show at the Trail Walk, Show Gait and Pleasure Gait.

7. The youth will then line up under the direction of the ringmaster, and mentors will stand by the youth in the lineup.
8. The Judge will then ask the youth to back their horse.
9. As the Youth receive their ribbons, the mentors will walk the youths (who are still mounted) out of the ring.
10. The "Mentor" and the "Me" will split the prize money as they see fit but both receive ribbons and trophies.

M. YOUTH SHOWMANSHIP IN HAND (Also see Section IV.G.2c Attire and Showmanship Example E)

1. **JUDGING POINTS:** The emphasis is on the person showing the horse and the presentation of the horse. The horse is merely a prop and the quality of the horse shall not be considered.

- a. **Appearance of Exhibitor: 25 points**
 1. The riding attire should be neatly pressed and boots polished and in good condition. The riding suit should fit the rider, and a moderate fullness is better than too snug a fit. Conservative pinstripes are allowed.
 2. Coat sleeves should be finger-tip length when standing. Hats and gloves are required.
 3. **Whips** are permitted and not to exceed 40 inches including popper.
 4. **The rider's hair** must be neat and well groomed. Girls with long hair should have it styled so the back number can be seen easily.
 5. **Large earrings**, bracelets, corsages and flowers should not be worn in showing.
- b. **Appearance of Horse 25 points**
 1. **Condition and Thriftiness** 5 points
 2. **Grooming** 10 points
 - a. Hair coat clean and well brushed.
 - b. Mane and tail clean and free of tangles.
 - c. Hooves trimmed properly. If shod, shoes must fit properly and clinches should be neat.
 3. **Trimming** 5 points
 - a. Inside of ears clipped.
 - b. Long hair on jaw, legs and pasterns should be clipped.
 - c. Bridle paths are optional, but should be neat in appearance.
 4. **Tack** 5 points
 - a. Tack should be neat, clean and in good repair.

b. Either a halter or bridle is allowed.

5. **Showing horse in ring:** **50 points**

6. **Leading** **15 points**

a. Enter the ring when individually called, leading the horse at an alert walk in a counterclockwise direction. Walk on horse's left side holding lead shank in right hand, near halter. The remaining portion of lead is held neatly and safely in left hand. A tightly coiled or rolled lead shank, or one with finger inserted or laced through the coils, will be considered a fault in showmanship.

b. The Judge will direct each exhibitor to move his/her horse individually. Allow the horse sufficient lead so that he can move freely and in a straight line. Lead the horse from his left side with his throat latch even with the exhibitor's shoulder. Lead the horse the required distance, stop and set the horse up for inspection by the Judge. At the Judge's signal, turn to the right around the horse, turning the horse directly over its hocks with its hind feet staying nearly in place.

Exhibitors should perform the showmanship pattern as directed by the Judges or Ring Steward. If the exhibitor is asked to back his/her horse, he/she should back it smoothly, one step at a time, as straight as possible for one body length. Do not change hands on the lead shank and use a press-and-release technique to ask the horse to back.

c. **Posing** **15 points**

1. When posing the horse, the exhibitor should stand toward the front facing the horse with his/her toes pointed toward the horse's eye or neck. The exhibitor should not stand directly in front of the horse, but always in a position where he/she can keep an eye on the Judge and keep the Horse between the exhibitor and the Judge.

2. Exhibitors should present their horse using the quarter system; the horse is divided into four sections by drawing one imaginary line down his back and another across his middle. When the Judge is looking at either hind quarter of the horse, the exhibitor stays on the same side as the Judge, with his or her toes pointed toward the horse's eye or neck. When the Judge looks at either front quarter, the exhibitor crosses to the opposite side of the horse.
 3. When posing the horse, do most of the showing with the lead shank. The exhibitor and horse must be disqualified for touching the horse with his or her hand, or kicking the horse's leg into position. Never change hands on the lead shank.
 4. The exhibitor must not crowd the exhibitor on either side when in a side-by-side position. Don't crowd the exhibitor in front when lined up head to tail. A horse's length must be maintained between all horses being exhibited.
 5. When the Judge is observing other horses, let the horse stand if posed reasonably well.
 6. Be natural. Over showing or undue turning, etc., are objectionable and are considered a Major Fault.
- d. **Poise, Alertness and Merits** **20 points**
1. Keep alert and be aware of the position of the Judge at all times. Don't be distracted by persons or things outside the ring.
 2. Show the horse at all times.
 3. Respond quickly to requests from judge and officials.
 4. Be courteous and sportsmanlike at all times.
 5. Recognize quickly and correct faults of the horse.
 6. Keep showing until the entire class has been placed and has been excused from the ring.

N. EQUITATION - Youth

Judging criteria: Performance 50%; Gait 30%; Appearance 20%

1. Seat and Hands

- a. **General:** It should be stressed that the required Equitation Saddle Seat is a natural, coordinated, and comfortable riding position and should be in no way rigid or exaggerated. A rider should

convey the impression of effective and easy control with the general appearance of being able to ride for a considerable length of time with pleasure. To show a horse well, the exhibitor should show himself/herself to the best advantage. Ring poise and position shall be taken into consideration by the Judge. The appearance, presentation, and alertness of the rider and his or her mount make the overall picture of utmost importance. This class requires English tack and attire.

- b. **Mounting and Dismounting:** To mount, rider should take up reins in left hand and place hand on withers. Grasp stirrup leather with right hand and insert left foot in stirrup. Swing right leg up and straight across horse's back to clear horse and saddle. To dismount, rider should place both hands on pommel of saddle, raise straight up with weight evenly distributed in both stirrups. Remove right leg from stirrup keeping right leg straight, swing across clearing the cantle and horse. Rider may either step down or slide. Riders 11 and under will not be asked to mount and dismount.
- c. **Hands:** The hands should be held in an easy position, waist or elbow height, over pommel with palms downward, slightly turned toward body, wrists rounded slightly. Palms should be about 30 degrees to the inside NOT toward the exhibitor's body and wrist NEVER rounded. The hands should be in a straight line to the horse's mouth, showing adaptability as well as control. How and where the horse carries his head determines the height the hands are held above the horse's withers. Hands and wrists should be flexible and not held extremely separated. (From riders view, the hands should be in a V shape, close enough for thumbs to touch). The fingers should be closed over the reins, firm but not rigid. Closed (or crossed) reins shall be used, with both hands on

the reins, and the right of the reins should be on the off side of the horse.

- d. **Basic Position:** To obtain proper position, rider should sit comfortably in the middle of the saddle and find his or her center of gravity by sitting with a slight bend at the knees, without use of the stirrups. While in this position, have stirrup leathers adjusted to fit so that irons will be under the ball of the foot with even pressure on entire width of sole and center of iron. The foot position will be natural and comfortable if the knee and thigh are rolled inward and the heel is slightly lower than the toes. From the front or rear view, the lower leg will be held naturally away from the horse, depending on the anatomy of the rider and the size of the horse. Knee should rest against the saddle.
- e. **Position in Motion:** The position in motion should be natural, coordinated, and graceful attained only with practice. From the side view, a straight line can be drawn perpendicular to the ground through the rider's head, neck, shoulder, hip and ankles. The rider's toe should never be any more forward than his/her knee, thereby keeping his or her center of balance directly above his feet and ankles. Upper arms should be flexible, never clutched to the body, extended forward or spread away from the body. Hands should be in a comfortable waist level position, depending on how and where the horse carries his head. The use of the hands should be smooth and gradual, without jerking or pumping at any gait or jerking on the reins when parked.

2.Appointments:

- a. **Personal:** Entries are judged on ability, but with neat and properly fitted riding habits. The following requirements are based on simple good taste, which is always in style and correct at all times. The riding habit with two or three button type coat in Navy blue, dark brown or black with matching accessories is required, day or evening. In the summer a matching

straw hat is acceptable. Riding suits should be neatly pressed and jodhpur boots polished and in good condition. The riding suit should fit the rider, and a moderate fullness is better than too snug a fit. Coat sleeves should be finger tip length when one is standing and jodhpurs should be no more than one inch above boot heel when mounted on the horse. Jodhpur straps (underpasses) should always be used. NOTE: There is no equitation class in a horse show where conspicuous riding coats of bright color, plaid, stripe, brocade or sequins are acceptable. Satin sequins, scrollwork, rhinestones and other added decoration belong only in a costume class. Hats and gloves are required for all riders. The rider's hair must be neat and well groomed. Long hair should be styled so that the back number can be seen easily. Earrings and bracelets as well as large rings do not belong in the show ring; neither do flying hair ribbons, corsages, large flowers or white gloves. NOTHING SHOULD DISTRACT FROM THE GENUINE BEAUTY OF A WELL TRAINED HORSE AND SKILLED RIDER. Judges shall eliminate those contestants who do not conform.

- b. **Tack.** Bridles should be of the type commonly used with English saddles with a single set of reins. Brow bands decorated with rhinestones are not permitted. Clean, well kept bridles and shining silver bits are far more attractive. Martingales or similar tie downs are prohibited. Saddles should be of the flat, English type and of the correct size for the rider. Forward seat or western saddles are prohibited.

3. Class Routine

The Judge or Show Manager is to provide a designated pattern that is required of every exhibitor in the class.

- a. Enter the ring at the walk, turn to the right and proceed in a counter clockwise direction. The class shall proceed until all entries have passed the judge doing all three gaits as follows: Trail Walk, Show Walk, RM Pleasure Gait, and back to Trail Walk, reverse with the same gaits, and trail walk to the

lineup. All entries MUST back readily without losing form or pumping or pulling reins. Riders MUST reverse toward the rail. Entries shall line up on command and any or all riders may be required to execute any test listed:

1. Pick up reins; a quick check of muscular control and sensitivity of hands.
2. Dismount and mount; to be done quietly and as gracefully as possible.
3. Individual performance on rail, any or all gaits may be used.
4. Ride without stirrups; any or all gaits may be used. All riders must have 2 cards in their vest pocket with a one minute routine on both cards. If a Judge asks the exhibitor for an individual workout, the exhibitor must give the judge both cards (one for the judge and one for the announcer). The Judge may ask the exhibitor for his/her cards to check to see if the exhibitor is prepared.
5. THE JUDGES MUST POST a working pattern, AT LEAST TWO HOURS BEFORE SHOW TIME IF THERE IS TO BE A WORKOUT FOR ALL INDIVIDUALS.
6. **Class Faults**
 - a. Improper use of seat and hands
 - b. Inappropriate tack and/or attire
 - c. Incorrect or incomplete performance of the class routine.

O. AMATEUR CLASSES: All riders in Amateur Classes must have an RMHA membership card and current Amateur Card. The two class divisions are:

1. Amateur Owned and Trained: The exhibitor must own his/her own horse and it may not have been professionally trained in the last six months (180 days).
2. Amateur Rider: Exhibitor's horse may be in professional training up to the day of the show.

- P. NOVICE HORSE CLASSES:** These classes are restricted to horses who have never won a blue ribbon under saddle. If a class is designated as Novice Horse **and** rider, then neither horse nor rider is eligible to show if either has won a blue ribbon at any Sanctioned or at the International Show.
- Q. JUVENILE / YOUTH CLASSES:** (See IV.A.I)
- R. CHAMPIONSHIP/GRAND CHAMPIONSHIPS*:** Horses finishing 1st, 2nd or 3rd in their respective divisions will qualify to compete and have the option to register in the Championship classes. Horses finishing 1st, 2nd or 3rd in Championship Classes will qualify to compete and have the option to register in the **Grand Championship Classes. You must register for any Championship or Grand Championship that you qualify for. Entry is not automatic.** All horses placing 1st, 2nd, or 3rd in these classes must report immediately to the DQP station upon exiting the Class unless directed otherwise.

VIII. JUDGES RESPONSIBILITIES, REGULATIONS AND PROCEDURES FOR JUDGING:

- A.** A Judge(s) is obligated to judge each class in conformity with the rules and specifications of that class as they appear in the RMHA Show Rules Book. He/She is expected to be proficient and to possess a thorough knowledge of the Rocky Mountain Horse and the guidelines for judging as is presented in the current RMHA Show Rules Book prior to arriving on the show grounds.
- B.** NO individuals, including spectators, exhibitors, show management, ring master, stewards, show committee members, or others, are to influence the way classes are tied.
- C.** Once the Judge's appointment(s) has been announced by the Show Management, no persons other than the Show Officials are to have any contact with individuals responsible for judging the RMH classes before or during any show(s) at which they are officiating.
- D.** A Judge, by accepting an invitation to officiate at an RMHA

- class, event, or show, assumes a responsibility to support the Show Management by excusing from the ring all horses suspected of being in violation of RHMA Show Rules.
- E. A judge shall not inspect or discuss any horse entered into a show prior to the start of the show unless so requested by the Show Management. Show Management must be present.
 - F. No Judge selected to officiate at a show shall be contacted relative to this show by any person having an interest in any horse expected to be shown in such show. All contacts made with the Judge are RMHA Show Rule violations and shall be reported immediately to the Show Manager by the Judge.
 - G. It is the responsibility of the Judge to report any observed RMHA show rule violation to the Show Manager, who forwards the report to the RMHA Show Advisory Committee (SAC) Chairperson.
 - H. Judges are to report to the SAC Chairperson all contacts received via phone calls, emails, etc. received by the Judge prior to the Show from members, trainers, owners, or exhibitors. The Show Advisory Committee may file a complaint against the person (contacting the Judge) for disciplinary action for violation of the Show Rules.
 - I. Judges who have current formal complaints filed against them will be pulled from the available Judging Pool for subsequent shows until the complaint process has been completed and a ruling issued.
 - J. Talking to or criticizing a Judge(s) at an RMHA sponsored or affiliated class, event, or show will not be tolerated, and Judge(s) or any other show official that is witness to the incident is required to report the violation to the RMHA Show Committee Chairperson.
 - K. ***A high standard of ethical behavior must be maintained by exhibitors, spectators, and Judges at all RMHA affiliated shows. It is the responsibility of Judges and/or Show Management to report all improper behavior to the Show Advisory Committee Chairperson. Said behavior may include, but not be limited to, harassment, threatening words or action, coercion, slander, criticism, etc.***
 - L. ***Once a class has been judged, it shall not be re-judged and once the Judge has marked his/her card and valid placements of awards have been made, there shall be no***

changing of the Judge's record except in the case of obvious clerical error.

- M.** The Judge's decision is final.
- N.** Failure of a Judge to attend a show to which he/she is committed to perform his/her duties and to officiate in the classes to which he/she is assigned shall constitute cause for disciplinary action except in cases of extreme emergency and proper notification.
- O.** When a Judge is officiating at a show, he/she is not to arrive on the show grounds until thirty minutes prior to show time.
- P.** In all classes in which a horse is shown under saddle, the horse must perform all gaits in order to be judged in overall performance and presentation.
- Q.** An entry must be excused for bad image (i.e. atypical RMH characteristics). An entry may at the discretion of the Judge, be excused from the ring for any infraction of the RMHA Show Rules. The entry shall be eligible to show in a succeeding qualifying class if the problem can be corrected.
- R.** ***NO YOUTH WILL BE DISQUALIFIED FROM A CLASS UNLESS IT IS A SAFETY ISSUE.***
- S.** When more than one Judge is used to officiate at a single show (using a system such as the Majority Opinion System, etc.), conversation among or between Judges is prohibited until cards are turned in. It is the responsibility of the Judge to make each placement in the class independently and to mark his/her card accordingly.

T. REGULATIONS GOVERNING JUDGES:

1. A Judge shall not be an exhibitor, rider or manager at any show at which he/she is officiating.
2. A Judge shall not judge in any show in which a member of his/her family or any of his horses is competing.
3. A Judge shall not, during the period of a show at which he/she is judging, be the house guest of a person who is exhibiting in the show or whose family is exhibiting in the show.
4. No horse may be shown before a Judge that has been sold by said Judge or by his employer or employee within a period of six months prior to the show.

5. No horse may be shown before a Judge that has been boarded, owned, trained, or shown by said Judge within a period of six months prior to the show.
6. No one may show before a Judge where either the Judge or exhibitor has remunerated the other person for the leasing, boarding, riding, training, consulting, schooling, assisting, or tutoring of any horse within a period of six months prior to the show, stud fees excluded.
7. An exhibitor may make a request through the Show Manager for the Judge's opinion concerning that exhibitor's horse. The request must be made at the conclusion of the show. It is urged that the Judge will give his/her opinion courteously and sincerely in the presence of the Show Manager and in a private setting.

U. GUIDELINES FOR THE JUDGING OF ROCKY MOUNTAIN HORSES (These guidelines are also required for all Rocky Mountain Horses being certified to breed and/or show)

1. **CONFORMATION:** The RMHA Bylaws state that "The conformation of the Rocky Mountain Horse will be as follows: The height of the horse will be no less than 58 inches (14.2 hands) and no more than 64 inches (16 hands). They should have medium sized bones with medium sized feet in proportion to the body a wide and deep chest with a span between the forelegs. The fore and hind legs should be free of noticeable deformity. The horse should have sloping shoulders (ideally with an angle of 45 degrees) bold eyes, well shaped ears, and a face which is neither dished nor protruding. The head should be medium sized in proportion to the body with medium jaws. The neck should be gracefully arched, medium in length and set on an angle to allow a break at the poll. The horse must have a solid body color. There shall be no white markings above the knee or hock except on the face where modest amounts of white marking are acceptable. (NOTE: Full RMHA mares under the age of three may be shown at 14 hands – 56").

2. **GAIT:** The RMHA Bylaws state that “The RMH naturally demonstrates a smooth, ambling gait which glides forward.
- The horse moves out with a lateral gait in which one can count four distinct hoof beats that produce a cadence of near equal rhythm. The speed may vary, but the four beat rhythm remains constant. The gait may technically be described as the simultaneous but asynchronous motion of the legs of the same side of the body followed by the movement of the legs on the opposite side. The gait is initiated by the hind leg. The length of the stride for both hind and fore legs should be nearly equal. The RMH moves his feet with minimal ground clearance and minimal knee and hock action. Because this gait does not waste motion, it enables the horse to travel long distances with minimal tiring.”
 - **When judging the RMH, the highest emphasis is to be placed on the consistently smooth even four- beat gait and the horse’s ability to maintain form.** The length of the stride at the RM Pleasure Gait ranges from “capping” to 18” over stride. The gaits must be performed without any signs of excessive animation which could be obtained through the use of artificial training devices. Horses should move in a smooth rhythmic rolling motion. The front leg action should not be stiff, pointed or hesitating. The heel should break no higher than mid cannon bone of the other front leg. (SEE EXAMPLE D).
 - The RMH is a pleasure horse. Horses with excessive bit pressure should be heavily penalized, e.g., mouth open, corners of mouth drooped, tongue out, or travel with head tilted/turned out to the side to avoid pressure.
 - High emphasis should be placed on the RMH’s ability to perform as a **pleasure horse**, one who can travel and maintain the RMH gaits for an extended period of time with minimal tiring and the **horse’s ability to conform to**

the standards established by the RMHA.

Strong emphasis should be placed on the smoothness of the RMH when performing. Riders should be able to sit deep in the saddle at all times.

A. The RMH must perform three (3) gaits: the Show Walk, the Rocky Mountain Pleasure Gait, and the Trail Walk in all regular classes.

1. **TRAIL WALK:** The Trail Walk is a calm, relaxed natural walk. The horse should not exhibit any signs of excitement or restlessness. The Trail Walk should be executed with a loose rein and a natural or lower head set.
2. **SHOW WALK:** The Show Walk is a **deliberate four-beat lateral gait that is executed at a moderate speed.** The Show Walk is executed in a smooth rhythmic fashion. The horse should look alert with head carried proudly in the bridle. Its feet should move forward in an even non-exaggerated form. The Show Walk is not to be confused with the RM Pleasure Gait.
3. **ROCKY MOUNTAIN PLEASURE GAIT:** The RM Pleasure Gait is a four-beat lateral gait with an increase in action and speed. There **must** be a distinct upward transition in speed from the Show Walk to the RM Pleasure Gait. Horses that do not show a distinct change in speed should be heavily penalized.

B. In all under saddle classes; strong emphasis is to be placed on consistency and smoothness of gait.

50% Pleasure Gait
30% Show Walk
20% Trail Walk

1. Horses are to be EXCUSED from judging if they:
 - a. Are unruly, i.e., endangers other exhibitors, rider, or handler.

- b. Have illegal equipment.
 - c. Show lameness, bleeding mouth, or bleeding on any part of the body.
2. Horses are to be **ELIMINATED/DISQUALIFIED** from judging if they:
- a. Are hesitating or pointing.
 - b. Are “squatting” in the rear and too far underneath themselves, not balanced.
 - c. Do not perform each of the three gaits with a distinct change of speed between each gait, when called.
 - d. Pace, stepping pace, trot, foxtrot, rack or canter.
3. **The following faults are considered as Major and these horses should not be placed 1st, 2nd or 3rd if the horse:**
- a. Exhibits hot or nervous behavior, excessive shying, or sidetracking.
 - b. Fails to back or backs into a horse on either side of the exhibitor, when backing throws the head up, or has gaping mouth when backing.
 - c. Exhibits improper headset (See Example C).
 - d. Does not stand square in hand or under saddle after being reminded by the Judge.
 - e. Exhibits excessive speed (i.e., excessive speed is interpreted to mean that a horse is moving faster than most horses in his class and consistently passes other horses.)
 - f. Fails to maintain form, i.e., breaks in corners/curves of ring, hitches or skips, gets strung out, noses out, etc.
 - g. Is hard and rough riding – riders who are bouncing in the saddle or bracing themselves in the stirrups.
 - h. Has excessive bit pressure, i.e., corners of mouth pulled back with tight close wrinkles in corners of mouth, mouth open, etc.
 - i. Exhibits excessive leg action, exceeding the range of motion illustrated in the Index, Example D.
 - j. Exhibits excessive over stride.

- k. Is “over-shown” in the halter class by the exhibitor.**
- 4. The following are considered MINOR FAULTS and horse are to be scored with one “minus” mark for each fault judged if they:**
- a. Have ears pinned; tail switches consistently.
 - b. Have excessive and consistent nodding of the head.
 - c. Are backed up in the line-up (the exhibitor anticipates the call) before the Judge calls/signals for the back-up.
 - d. Inappropriate tack or attire.

V. INTERNATIONAL SHOW JUDGING SYSTEM

The judging system that will be used for the International Show will be the “Majority Opinion System”. The International Show will have four judges with three judges in the ring at all times. All three judges carry equal weight in the final class decision, and winners are placed by the best two out of three votes. Each horse is judged as if it were working individually and then compared with the performance of all other horses in the class, who are judged on the same basis. All Judges place the same number of entries in each class, depending on class size. Ties are resolved by averaging the opinions of the three Judges.

Judges must work independently, with no discussion of any kind until the winners are announced. The Judges should vary their judging positions and rotate around the ring. They should discuss and plan how to cover the whole ring and work classes before the show in order to avoid “clustering” of the Judges. A suggestion would be to section off the ring into three areas which will give each Judge a separate but equal view of the rail and take turns with rotation of positions for each class. Judge’s cards will indicated the rotation (determined by random selection by the Ring Master, e.g., pull of number from bag as to which Judge will be the “Call Judge” for each class.

Judge’s cards will indicate how many places should be tied for each class. Three additional ties are recommended for each class. (e.g., Tie eleven horses in a class in which eight of the eleven horses will receive awards). The Ringmaster should return an incompletely tied card to the Judge for correction before giving it to the Scorer(s). No referee is required since all ties are broken by a two-thirds majority vote.

W. SANCTIONED HIGH POINT AND OTHER SPECIAL AWARDS

- A. **Sanctioned Shows and High Points:** The purpose of the Sanctioned Show and High Point Award Program is to:
1. Reward those dedicated to showing and promoting the Rocky Mountain Horse.
 2. Control and monitor show rules and guidelines set forth by the RMHA.
 3. Promote sportsmanship, good will, and showmanship.
- B. **Sanctioned Shows:** Sanctioned Shows will be selected by their fulfillment of the following criteria: Must have minimum of twenty 20 sanctioned classes for a Class A Show, and a minimum of eight (8) sanctioned classes for a Class B show. The required classes must be chosen from the class list below.
- C. **Sanctioned Show List – See Exhibit 1**

1. Sanctioned Shows must exhibit a high caliber of professionalism in their show presentation.
2. Sanctioned Shows must adhere to all RMHA rules and guidelines.
3. Each Sanctioned Show must provide a licensed DQP.
4. Each Sanctioned Show must use a licensed Judge who is recognized by the RMHA, i.e., nationally recognized gaited breeds, i.e., Racking, Tennessee Walking, Paso Fino, Peruvian Paso. Other judging associations may be recognized pending review.
5. Payment of a seventy five dollar Show Affiliation fee is required.

D. High Points Awards:

Exhibitors will choose their status (Youth, Novice, Amateur, Amateur Own and Trained, Professional) for High Points at the beginning of the show season. The status for which the Exhibitor applies is the classification given and noted on their Exhibitor Card.

Points are counted according to the category (class) of show, i.e., A or B

The Point System:

Class A = 20 or more Rocky Mountain Horse classes:

1st Place – 50 points
2nd Place – 40 points
3rd Place – 30 Points
4th Place – 20 Points
5th Place – 10 Points
Participation* - 5 Points

Class B = 8 or more (to 20) all Rocky Mountain classes:

1st Place – 25 Points
2nd Place – 20 Points
3rd Place – 15 Points
4th Place – 10 Points
5th Place – 5 Points
Participation* - 2 Points

Note: Exhibitors competing in a class with 12 or more entries, will receive five points in addition to those earned by placing (For Example, an exhibitor who places 3rd in a Class B Show in which there were 15 entries, will receive 15 points for placing 3rd and five additional points (total of 20) because there were more than 12 entries in the class).

Trainer of the Year: The Trainer with the highest total points for all horses both trained and shown by the Trainer. It is the Trainer's responsibility to send his/her list of horses trained (or any changes) to the SAC Sanctioned Show Tabulator.

Juvenile/Youth – High Points awarded in age defined Youth High Point classes. If a Youth opts to move up to Amateur or Professional status, he forfeits his Youth High Points only.

Novice – High Points awarded for Novice classes. Novice can show in Amateur and Open Classes but will receive High Points only in Novice classes.

Amateur – High Points for Amateur, AOT and Open Classes. Amateur exhibitors may not compete or receive High Points in Novice classes

E. Presentation of Annual Awards: First through fifth place awards will be presented at the Annual Awards Presentation. In the event of a tie, both persons will receive

awards. Prior to the Awards Presentation, a notice will be sent to all exhibitors stating that they have earned an award. This notification will allow winners to make arrangements to attend the Awards' Presentation and to receive their awards

INDEX OF EXAMPLES

A - Stances, Lineup, Halter

B – Overstride

C- Head Set

D- Range of Motion

E- Showmanship at Halter

F – Pole Bending

G – Toe Length Measurement

H – Shank/Cheek Length Measurement

I – Keg Shoe

EXAMPLE A - Line-up and Halter Stances

Ideal



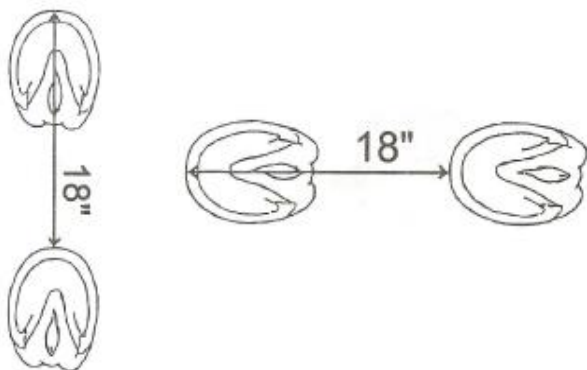
Unacceptable



EXAMPLE B - Overstride

Overstride is not to exceed 18 inches measured from toe to toe of the hooves on the same side. If measured from the toe of the hind foot to the back of the fore foot, the distance would be between 13 and 14 inches.

Capping is when the hind foot sets down in the exact same print as the fore foot.



Example C - Headset



Country Trail Pleasure Headset
Example



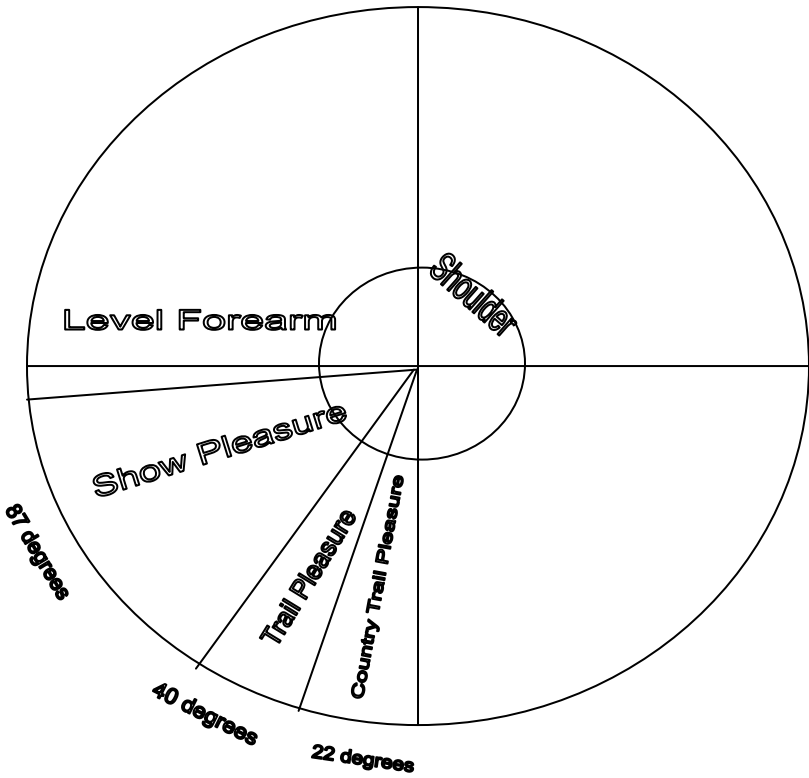
Trail Pleasure Headset Example



Show Pleasure Headset Example

Example D – Range of Motion Chart

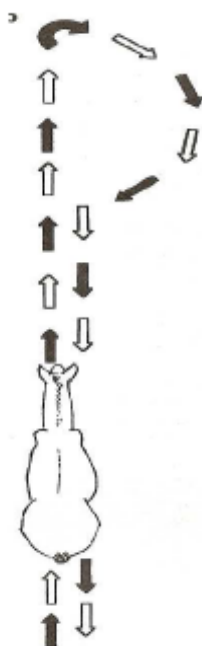
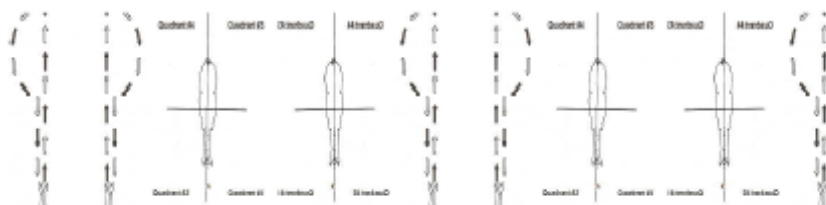
Range of Motion in all Divisions begins at 0 degrees



EXAMPLE E - Youth Showmanship at Halter

Judge
Stop

QUARTER SYSTEM
Division of the Horse



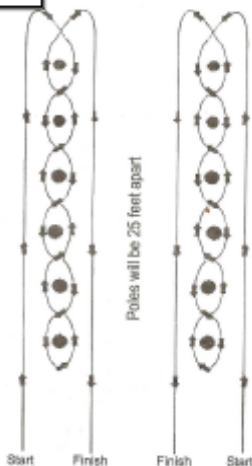
When Judge is in Quadrant #2,
Exhibitor is in Quad #1

When Judge is in Quadrant#3,
Exhibitor is in Quad #1

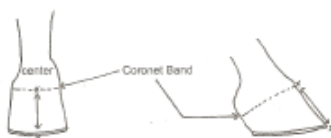
When Judge is in Quadrant #4,
Exhibitor is in Quad # 2

When Judge is in Quadrant #1,
Exhibitor is in Quad #2

EXAMPLE F - Pole Bending



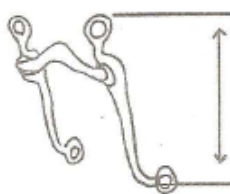
EXAMPLE G - Toe Length



Front Center of Hoof including shoe

Measure between front center of Coronet Band and front center of Hoof to the ground

EXAMPLE H - Shank Length



Top of Ring

Length not to exceed 8"

Not to exceed 8 1/2"

EXAMPLE I - Keg Shoe



Plain Keg
3/4" Wide
3/8" Thick



Plain Keg w/ Cault Heel
Shoe thickness w/
3/4" Borium & 1/4" caulk
= 7/8" total

EXAMPLE J - Shoe Fit - Natural Hoof



Exhibit 1 - 2011 Sanctioned Show Class List

Conformation

Yearling Fillies and Colts
2 YO Fillies and Colts
Jr. Conformation 3 & 4 YO
5 YO and Over Conformation

Youth

Youth Showmanship
Youth Equitation
Youth 7-11 Trail Pleasure
Youth 7-11 Show Pleasure
Youth 7-11 Western Pleasure
Youth 12-17 Trail Pleasure
Youth 12-17 Show Pleasure
Youth 12-17 Western Pleasure
Youth 7-11 Western
Youth 12-17 Western
Youth 7-11 TRAIL PLEASURE CHAMPIONSHIP
Youth 7-11 SHOW PLEASURE CHAMPIONSHIP
Youth 12-17 TRAIL PLEASURE CHAMPIONSHIP
Youth 12-17 SHOW PLEASURE CHAMPIONSHIP

Adult Under Saddle

Western Pleasure
Country Trail Pleasure Mares
Country Trail Pleasure Geldings
Country Trail Pleasure Stallions
Novice Country Trail Pleasure
Amateur Country Trail Pleasure
AOT Country Trail Pleasure
COUNTRY TRAIL PLEASURE CHAMPIONSHIP
Trail Pleasure Mares
Trail Pleasure Geldings
Trail Pleasure Stallions
3 YO Trail Pleasure
Ladies Trail Pleasure
Men's Trail Pleasure
Novice Trail Pleasure
Amateur Trail Pleasure
Amateur Owned and Trained Trail Pleasure
TRAIL PLEASURE CHAMPIONSHIP
Show Pleasure Mares
Show Pleasure Geldings
Show Pleasure Stallions
3 YO Show Pleasure
Novice Show Pleasure
Ladies Show Pleasure
Men's Show Pleasure
Amateur Show Pleasure
Amateur Owned and Trained Show Pleasure
SHOW PLEASURE CHAMPIONSHIP
Working Trail Pleasure w/OBSTACLES