

Rocky Mountain Horse Association, Inc.

Rules of Registry

The Horse

The Rocky Mountain Horse Association is dedicated to the preservation, breeding, development and promotion of the Rocky Mountain Horse in which the natural gait breeds true. Proper breeding will enhance this and other desirable characteristics in successive generations. To this end, no action devices, aids, or harsh training methods are permitted. Through breeding, we, the Members of the Association, strive to produce an animal that meets the highest standards of this breed—a horse for most occasions and all persons.

The Rocky Mountain Horse is defined by the United States Patent and Trademark Office as "a Horse having a medium height, a broad chest, an ambling four-beat gait, a gentle temperament and a solid body color."

Introduction: The Rules of Registration are established to promote the smooth operation of the Registry. All Rocky Mountain Horses will demonstrate the gait, conformation and gentle temperament as stated in the Bylaws of the Rocky Mountain Horse Association, Inc.

Gait: The Rocky Mountain Horse naturally demonstrates a smooth ambling gait that glides forward. The horse moves out with a lateral gait in which one can count four distinct hoof-beats that produce a cadence of near equal rhythm. The speed may vary but the four beat rhythm remains constant. The gait may technically be described as the simultaneous but asynchronous motion of the legs on the same side of the body followed by the movement of the legs on the opposite side. The gait is initiated with the hind leg. The length of stride for both hind and foreleg should be nearly equal. The Rocky Mountain Horse moves his feet with minimal ground clearance and minimal knee and hock action. Because the gait does not waste motion it enables the horse to travel long distances with minimal tiring.

Conformation: The conformation of the Rocky Mountain Horse will be as follows. The height of the horse will be no less than 58 inches (14.2 hands) and no more than 64 inches (16.0 hands). The horse should have medium sized bones, with medium sized feet in proportion to the body, a wide and deep chest with a span between the forelegs. The fore and hind legs should be free of noticeable deformity. The horse should have sloping shoulders (ideally with an angle of 45 degrees), bold eyes, and well-shaped ears, and a face that is neither dished nor protruding. The head should be of medium size in proportion to the body with medium jaws. The neck should be gracefully arched, medium in length and set on an angle to allow natural carriage with a break at the poll. The horse must have a solid body color. There shall be no white above the knee or hock except on the face where modest amounts of white markings are acceptable. Excessive facial markings such as in a "bald-faced" horse are not acceptable.

Section 1.0 General Rules of Registry

General Rules of the Registry will include the recognition that the registration papers of a horse are a representation of the data maintained by the Association registry on a specific animal.

1.1 Registration of Foals:

1.1.1 The registration of foals will be carried out by mail. An Application for Registry (Exhibit A and Exhibit B) is to be used.

1.1.2 The Application for Registry is to be completed in full, both sides, and signed in ink by the owner/designated manager of the foal. (Refer to Exhibits J and K for acceptable RMHA facial markings and leg markings (Refer to Names section 4.12)

1.1.3 Four photographs showing the true color and all markings are to be attached to the Application for Registry. The four photographs should be at least 3.5 inches or larger and show the Front, Left Side, Right Side, and Rear of the horse. Stand the horse on a surface that will not hide hoofs. Make sure the horse is free of all mud and stains that may hide the true color. The horse must be dry. When taking the Front photo, it is recommended to raise the foretop. Photos are to be labeled with the proposed name for the foal. Names of the sire and dam should also be labeled on the photo, along with the owner's name and address and phone number. If using a digital camera, photos are to be printed on photo quality paper.

1.1.4 The yellow copy of the Breeder's Certificate (mare owner's copy) is required to be attached to the Application for Registry.

1.1.5 The DNA Form for Analysis of Proof of Parentage is to be attached to the Application for Registry.

1.1.6 If the foal is by Embryo Transfer (Exhibit G), include the RMHA permit. Foals by Embryo Transfer must also submit veterinarian's authentication of the foal's origin.

1.1.7 All foals should be registered promptly following birth. Financial penalties will be imposed for foals that are presented for registration after they are older than six months as calculated from their date of birth. Further penalties will be imposed if the horse is over one year of age when presented for registration

Registration of twin foals due to natural twinning by a mare during a breeding season will require a veterinarian examination performed within three to five days of birth in addition to DNA analysis for proof of parentage.

1.2 Foundation Geldings (Geldings with one RMHA registered parent) *(Foundation Gelding Books will close February 11, 2011)*

1.2.1 The Registration of Foundation Geldings may be carried out by video or at a Certification Activity. In order to be registered a Foundation Gelding must be certified.

1.2.2 The Application for Registry is to be completed and four photographs submitted for Foundation Geldings as described in Section 1.1 above.

1.2.3 Proof of parentage by DNA analysis or blood analysis required to confirm one RMHA registered parent. Proof of parentage by DNA analysis is preferred. Foundation Geldings accepted into the Registry must meet all other registration requirements

1.3 Certified to Breed Grade Mares (Books closed on November 18, 2007)

Section 2.0 General Rules for Certification

2.1 A Rocky Mountain Horse is required to be at least twenty-three (23) months of age before it can be presented for Certification.

2.2 The Certification of Rocky Mountain Horses occurs for the purpose of evaluating horses to assure that the horse meets the requirements of the breed as set forth in the Bylaws and protected by registered Certification Mark No. 1,541,063.

2.3 Certification of a Rocky Mountain Horse may be accomplished by the owner submitting a video tape (see Exhibit C for video instructions) and a Veterinarian's Certificate of Inspection (see Exhibit D), or by presenting the horse for examination (a Certification Activity, see Exhibit C-2 for Live Certifications).

2.4 To be certified, a horse must meet the requirements enumerated in Articles 6 & 7 of the Bylaws of the RMHA.

2.5 To be certified, stallions and mares and geldings (other than Foundation Geldings) are required to prove parentage to RMHA registered and certified sire and dam by DNA analysis or blood analysis. A Foundation Gelding must be able to prove parentage by DNA analysis and blood analysis to one RMHA registered parent.

2.6 Horses are eligible for certification when the animal meets certification requirements and height requirements of 14.2 hands. Female horses examined prior to attaining three (3) years of age, whose dam and sire are both certified to breed, may be accepted at 14.0 hands. Horses cannot be certified under saddle until they are at least twenty-three (23) months of age. If a bit is used it must meet the standards of the RMHA. Shoes are to be on all four feet, or the horse can be barefooted. Please refer to Exhibit C-1 (video certification) or Exhibit C-2 (live certification) for further information.

2.7 All Rocky Mountain Horses presented for certification, whether in person or by video, must be inspected by three (3) Examiners, none of whom has any conflict of interest in the ownership, sales or training of the horse within the past six (6) months. The owner of the horse is entitled to one uncontested challenge of an Examiner prior to the examination of the horse. If in the opinion of the Examiners the animal meets the requirements of the Rocky Mountain Horse, the animal will be Certified. If the horse does not meet the requirements of the breed, it will be handled according to the Bylaws of the RMHA. Horses who do not meet the requirements of the breed will not be certified, and may NOT be shown. Foals born of such horses will not be eligible for registration under any circumstances.

2.7.1 A horse that is presented for Certification and fails must wait thirty (30) days before being presented again.

2.7.2 Certification evaluation papers must be completely filled out for each horse presented for certification whether they pass or fail. All papers (including those on

horses who have failed to pass certification) are to be sent to the RMHA Headquarters and kept on file.

2.7.3 Once the process of certification has been started it must be completed within 90 days. The Certification process begins with the first examiner's signature/date and ends with the receipt of certification documents at RMHA Headquarters. All supporting documents, (Veterinarian statements, pictures, videos, etc.) must have been created no more than ninety (90) days before the start of the certification process so that the combined timing does not exceed one hundred eighty days (180) days.

2.8 If all three Examiners do not see the horse on the same date, the certification date is the date of the last Examiner's signature.

2.9 A Certification by video, requires the return the original RMHA Registration paper with the video to the RMHA Headquarters, or by submitting the original RMHA Registration paper to an Examiner. It is recommended that the owner retain a Photostat copy prior to returning the original registration paper to the RMHA Headquarters.

2.10 Geldings certified by video must include veterinarian statement of castration, height and conformation. (See Exhibit D)

2.11 All horses age three and older are required to be certified to show in RMHA affiliated classes, or to participate in any activity sponsored by the RMHA.

2.12 After successful examination by RMHA examiners and payment of fees, papers will be issued indicating that the horse is certified.

2.13 Prior to breeding, all Rocky Mountain Horses must be inspected and certified.

2.14 Female offspring of a Certified to Breed Grade Mare who is recognized and certified at the time of breeding and who is bred to a RMHA registered and certified Stallion can be registered as a RMHA filly. Male offspring of a Certified to Breed Grade Mare who is registered and certified at the time of breeding and who is bred to a RMHA registered and certified stallion can be registered only as geldings, per standards for geldings.

2.15 Selection and Appointment of Examiners

The Director's of Examiners shall, subject to approval by the Board, establish methods and means for the training and certification of Examiners. The Director's of Examiners will hold training clinics to train members of the RMHA and will recommend to the board that those members that have successfully completed the training requirements and that have proven to have a working knowledge of the certification process be appointed as Rocky Mountain Horse Association Examiners. Members that have completed training and attained three years of membership with the RMHA will be eligible for Examiner status. Any member that has successfully completed training as an examiner but that has not attained three years of membership status can petition the Board to be approved as an Examiner at the time they reach their completion of three years membership.

Each Examiner will be subject to periodic review and audit by the Director's of Examiners. The Director's of Examiners shall report to the board any results of audits and reviews and will make recommendations to the board for retention or dismissal of individuals as examiners, based on the results of the review. Examiners found, to have

falsified certification papers, intentionally violated the rules of certification, or are found to have conducted themselves in a prejudicial or unprofessional manner will permanently lose all rights to certify horses for the RMHA. In addition the RMHA may take other appropriate disciplinary action.

The Directors of Examiners shall prepare standardized materials for the training and evaluation of new Examiners. These materials will be used in all training sessions and a copy of these materials will be housed at the RMHA office.

2.15.1 Senior Examiners/Instructors. The Director's of Examiners may train experienced Senior Examiners for the position of Examiner Instructor so that Examiner training sessions may be held in their geographical area. All Examiner Instructors will be approved by the Board and will be subject to periodic review.

2.15.2 The Director's of Examiners will investigate complaints regarding the certification process and will report their investigation findings and recommendations to the Board

2.15.3 All certification tapes sent to the RMHA office will be reviewed by one Director of Examiners and will remain the property of the RMHA.

2.15.4 All Examiners who lose their status as Examiners due to late payment of dues, and who are recommended for reinstatement as examiners will be charged an additional fee.

Section 3.0 Breeding Responsibilities and Procedures

3.1 Stallion Owner Responsibilities

3.1.1 After breeding a mare, the stallion owner is required to issue a completed, signed and dated Breeding Certificate to the owner of the mare. The white copy and the yellow copy must be given to the mare owner. The stallion owner retains the pink copy. If the mare is reserved during a subsequent cycle it is to be noted on the Breeding Certificate.

If the mare is pasture bred, the starting and ending date that the mare was exposed to the stallion is to be stated on the Breeding Certificate. Breeding is to occur only after the stallion owner verifies that the mare being bred is the mare that is listed on the RMHA Registration papers and has been certified to breed. If the mare is not certified, it is recommended that the mare owner be notified of the RMHA certification requirements prior to breeding.

3.1.2 A stallion owner is to provide Breeding Certificates for semen used in artificial insemination and also in cases of embryo transfer. It is mandatory that the yellow copy of the Breeding Certificate be included with registry application documents.

3.1.3 A stallion owner is required to file a Stallion Service Report (Exhibit E) with the RMHA Headquarters no later than January 30 of the year following the period of the report. Use a separate page for each stallion, and use as many pages as necessary. Do not include mares bred from a different calendar year on the same report.

3.1.4 The RMHA requires that the stallion owners include ALL mares bred, even if they are not RMHA registered. The stallion owner shall include his own mares on the Stallion Service Report. Unlisted breedings will result in the ineligibility of a foal to be registered.

3.1.5 The stallion owner should furnish a copy of Instructions to Mare Owners (Exhibit L) to the owner of the mare along with the white and yellow copy of the Breeding Certificate.

3.2 Mare Owner Responsibilities

3.2.1 When taking the mare to be bred, the stallion owner is to be presented with a copy of the mare's papers so that the Breeding Certificate can be completed.

3.2.2 After the mare has been bred, the mare owner is to receive the white copy and yellow copy of the Breeding Certificate. The white copy must be mailed to the RMHA Headquarters during the same breeding season. The yellow copy must accompany the Application for Registry.

3.2.3 If the mare is sold after being bred, the yellow copy of the Breeding Certificate must be given to the new owner and must accompany the Application for Registration. Absence of this form will result in the foal being ineligible for registration.

3.3 Embryo Transfer

3.3.1 The RMHA "Request for Embryo Transfer" is Exhibit G. The mare owner shall submit such completed request form to the RMHA Headquarters no later than 60 days prior to the anticipated date of embryo collection. Failure to obtain prior approval may result in the foal produced by embryo transfer being ineligible for registration. The RMHA will allow registration of one natural birth plus one embryo transfer, or two embryo transfer and no natural birth, for a total of two registrations from a single mare per year.

3.3.2 When a foal is registered, a copy of the RMHA Executive Board permit for Embryo transfer and veterinarian authentication of the foal's origin must accompany the "Application for Registration". The veterinarian performing the embryo transfer is to list the date of the embryo transfer, the horse or origin and the recipient horse and identification of sire. All proof of parentage requirements by DNA analysis must be met before foal will be entered into the registry.

3.4 Frozen Semen

The use of frozen semen will be allowed if the stallion was certified to breed at the time of collection and freezing of the semen. Stallion owners in possession of frozen semen must submit to the RMHA Headquarters a record of Frozen Semen by completing the RMHA Frozen Semen Registration Form (see Exhibit F). The Frozen Semen Registration form must be updated annually when the Stallion Report is submitted. Frozen semen can be used while the stallion is alive and for an unlimited time after a stallion's death or castration. If a stallion is sold that has frozen semen in storage, and the frozen semen is included in the sale to the new owner, the transfer of the straws must be indicated on the Frozen Semen Registration form. If the stallion is sold and the seller retains breeding rights through ownership of the frozen straws, then this must be indicated on the Frozen Semen Registration Form. Whomever is in possession of frozen semen must provide a Stallion Report at the end of the breeding season for that year indicating mares inseminated using frozen semen.

Section 4.0 General Procedures

4.1 Transfers/Change of Ownership: At the time of sale of a registered Rocky Mountain Horse, the seller or authorized agent shall complete (including date) the transfer of ownership section on the reverse of the Certificate of Registration. The seller shall sign and date the form. It is the responsibility of the new owner to complete the transfer and to submit the original Certificate of Registration to the RMHA Headquarters along with appropriate fees.

4.1.1 If there is a joint ownership of the horse, then all owners must sign exactly as the names appear on the certificate. If any individual in a joint ownership is a nonmember, a nonmember surcharge will apply to the transfer. New owners must be RMHA members or a nonmember surcharge will apply. In addition the following documentation will be required in order for the legal entity to be listed on the papers as owner of the horse.

4.1.1.A A copy of the corporate charter/articles of incorporation or other appropriate document with stamps or other imprints indicating that it had been submitted and accepted by the proper governmental authority in the entity's geographic region

4.1.1.B A letter signed by the most senior executive of the entity (either CEO, President, operating partner or other) requesting that the entity be named as the owner of its horses and specifying no more than three individuals whose signatures would be used on Association related business. The letter must also contain sample signatures of those individuals.

4.1.1.C On an annual basis submit documentation from the appropriate governmental authority that the entity continues in good standing in its geographic local.

4.1.1.D A legal entity must have membership in the RMHA or pay a nonmember fee.

4.1.2 Transfers of ownership must be completed and submitted with appropriate fees to the RMHA Headquarters each time the horse is sold/transferred.

4.1.3 To transfer a Rocky Mountain Horse or foal, return the original Certificate of Registration with signed transfer of ownership section completed to the RMHA Headquarters. It is recommended that the owner retain a photostatic copy.

4.1.4 The RMHA Headquarters will record the change of ownership and return the original Certificate of Registration to the new owner.

4.2 Change from a Stallion to a Gelding: When a stallion or colt is gelded, the Certificate of Registration is to be sent to the RMHA Headquarters who will mark the certificate 'Gelded' with the date, and the certificate will be returned to the owner.

4.3 Name Change in Rocky Mountain Horse: The name of a Rocky Mountain Horse may be changed at anytime if the horse has never been bred or shown. In addition a horse that has been shown may have its name changed up until the horse has attained its second birthday and has not been certified. Provided, however that the application for name change must be accompanied by a letter of approval for the name change signed by the person(s)/entity listed on the certificate of registration as the breeder. Names may not exceed 27 characters including spaces and punctuation. To change a name you must submit to the RMHA Headquarters a "Name Change Request Form" (Exhibit H), letter of support from the breeder if applicable, and appropriate fees, which will reflect a fee twice that assigned for a normal name change for horses that have their name changed after being shown. If eligible, papers will be issued reflecting the name

change. Any conflict between breeder and owners relating to any name change is to be brought before the board.

4.4 Name Change of Owner: If an owner's name is changed due to marriage or divorce, it is not necessary for the Certificate of Registration to show the change. Simply, in writing, notify the RMHA Headquarters of the new name. If a corrected Certificate of Registration is desired, mail the original Certificate with notification of the name change and appropriate fees to the RMHA Headquarters.

4.5 Horse Color/Marking Changes: Until Certification, papers will remain as marked at time of foal application. Horse colors must be listed from basic colors: Chocolate, Black, Bay, Red Chocolate, Buckskin, Palomino, Cream, Gray, Sorrell, Dun, Grullo and Chestnut with modifiers such as roaning or silver dapple noted. Any deviations of these listed colors are required to be signed off by Director of Examiners/Examiners. The horse owner is to pay for DNA or other genetic testing tool for color.

4.6 Duplicate Papers: Requests for duplicate papers are to be submitted to the RMHA Headquarters for Board review. Circumstances will be reviewed by the RMHA Executive Board. The request must be in writing on a "Duplicate Paper Request" (Exhibit I) and accompanied by the appropriate fee. Mail the request and fee to the RMHA Headquarters. Fees will be returned if duplicate papers are not issued. Duplicate papers will only be issued when the original papers have been lost or destroyed, but never as a 'second set'. Should the original be found after the duplicate is issued, one copy must be returned to the RMHA Headquarters.

4.7 Corrections on Papers: The Certificate of Registration can only be changed under the direction of the RMHA Headquarters. Under no circumstances is anyone other than the RMHA Headquarters permitted to mark or make notations on the original papers. If the error on the Certificate of Registration is the fault of the RMHA, there will be no charge for the correction. If the error was made as a result of illegible information being submitted by applicant or agent, there will be a fee charged for correcting the Certificate of Registration.

4.8 Payment of Fees: The RMHA Headquarters is unable to process any requested/required transfers/applications or any other service until all fees are paid. Persons requesting transfers must bring all unpaid fees current before the horse may be transferred into his/her name. People who write two insufficient fund checks within a calendar year will be put on a basis of money order, cashier's check or cash. People who are put on this basis can apply to the RMHA Board of Directors for reinstatement after a calendar year to be permitted to pay fees by check once again.

4.9 Pending Paperwork: Owners that send incomplete paperwork in to the RMHA Headquarters shall be notified in writing by postcard. The postcard will state the reason the paperwork is incomplete. Pending files shall be reevaluated in thirty (30) days and the owner will be notified in a case where paperwork remains incomplete. Registry fees for all paperwork received, whether complete or incomplete, will be immediately deposited into the RMHA bank account.

4.10 Age of Horse: The age of a Rocky Mountain Horse shall be computed on the basis of a calendar year starting on January 1 of the year foaled. It is a weanling during the calendar year in which foaled, and is a yearling during the first calendar year following its foaling date, regardless of the time of year foaled.

4.11 Deceased Horses: When a registered Rocky Mountain Horse/Foal dies, the RMHA Headquarters is to be notified of the date of death, and the original Certificate of Registration is to be sent to the RMHA Headquarters who will mark the certificate "deceased" and send it back to the owner.

4.12 Names: Each horse for which an Application of Registry is submitted must be given an acceptable name, which does not conflict with, including phonetic similarity, with any other horse registered with the Rocky Mountain Horse Association, whether alive or deceased. Numerals and abbreviations such as Jr. Sr, or III will not be permitted to be a part of any name. Names may not exceed twenty-seven (27) characters including punctuation and spaces. The RMHA Headquarters reserves the right to approve or disapprove any name found to be inappropriate. That decision is appealable to the RMHA Executive Board. When selecting a name always include three (3) choices in order of preference.

4.13 DNA/Blood Analysis: The RMHA has entered into a contract with the University of Kentucky for required DNA analysis to prove parentage. Such tests are required for registration of horses and for certification of all horses not already on file. DNA forms are available from the RMHA Headquarters. (see Exhibit M for "Instructions for collecting and mailing DNA hair samples".) DNA samples are to be mailed to the RMHA Headquarters along with paperwork. The RMHA Executive Board approved the use of blood typing instead of DNA as proof of parentage when a horse is not available for DNA sampling, such as for older horses that have blood on file or who may be dead or cannot be located. When blood typing is used instead of DNA the owner of the horse incurs all costs.

4.14 Stallions Gelded: When a Rocky Mountain Horse is gelded, the RMHA Headquarters is to be notified of the date of gelding, and the original Certificate of Registration is to be sent to the RMHA Headquarters who will mark the certificate "Gelded (with date)" and send it back to the owner.

Section 5.0 Markings

Article VII of the RMHA Bylaws states . . . Rocky Mountain Horses "shall have no white above the knee or hock except on the face where a modest amount of white is acceptable. Excessive facial markings such as bald faced horses are not acceptable." It is important that accurate descriptions are made of markings on the Application for Registry, for proper identification of the horse. The following illustrations and definitions are provided so consistent descriptions of markings of Rocky Mountain Horses are made:

5.1 Markings on Head: Head markings consist of a star, blaze, snip, patch or combination of these markings (see Head Markings, Exhibit J) When completing the Application for Registry it is important to clearly and accurately identify head markings.

5.1.1 Star: A solid collection of white hair found on the forehead. It should always be described as to size and shape, and noted if it is in the center, or to the left or right of center of the forehead.

5.1.2 Small Star: A solid area of white about the size of a nickel found on the forehead. If only a group of scattered white hairs are found it should not be called a star, but rather a “scattered area of white hairs on the forehead”.

5.1.3 Medium Star: A solid area of white hair about the size of a half dollar found on the forehead.

5.1.4 Large Star: A solid white area on the forehead three (3) inches or more in diameter.

5.1.5 Mixed Star: Having the coat color mixed with the white of the star.

5.2 Stripe: A narrow white marking starting at the eye level or below and ending on or above the muzzle. Stripes must be described as to width, length and whether they are connected to the star. Always note the area on the head where the stripe ends.

5.2.1 Bordered Stripe: The coat color is mixed with the white hairs along the outer edge.

5.2.2 Connected Stripe: The star and stripe are connected.

5.2.3 Broken Stripe: The stripe is disconnected from itself in one or more places.

5.2.4 Blaze: A wider white marking down the face about three inches in width or more. Always note on the head where the blaze ends.

5.2.5 NOTE: Bald-faced horses are not accepted for registry in the RMHA. Bald-faced is described as white markings or a wide blaze that for all or part of its length covers the front of the face, extending to or past the inside corner of one or both eyes, and extending over the sides of the face, and may extend past the upper lip to the lower lip.

5.2.6 Snip: A snip is a small white marking between the nostrils. The pink skin beneath the hair of the snip is often easily seen. A snip will often extend down onto the upper lip where there isn't any hair and will show as pink skin.

5.3 Leg Markings: No horse shall be accepted into the Rocky Mountain Registry if there is white above the knee or hock, except on the face. (Exhibit K illustrates acceptable leg markings). When completing the Application of Registration it is important to clearly and accurately identify leg markings.

5.3.1 Coronet: A white stripe covers the coronet band.

5.3.2 Pastern: White extends from the coronet to and including the pastern.

5.3.3 Ankle: White extends from the coronet to and including the fetlock.

5.3.4 Half Stocking: White extends from the coronet to the middle of the cannon.

5.3.5 Stocking: White extends from the coronet to the knee. When the white includes the knee it is called a full stocking.

5.3.6 White Heels: Both heels are white.

5.3.7 Outside Heel: White is only on the outside of the heel.

5.3.8 Inside Heel: White is only on the inside of the heel.

5.3.9 Ermine Markings must be described and noted on all applications for registry or certification.

RMHA Rules of Registry - 12 - Approved November 10, 2007

5.4 No horse shall be accepted into the Rocky Mountain Registry if it has white markings on the body of the horse except modest amounts of white on the face

5.5 When describing a horse for registration, indicate any acquired markings (those marks that have been produced after birth) such as scars or tattoos as to size, shape, coloration and location. Cowlicks are to be noted.

RMHA Rules of Registry Exhibits
Section 6.0 List of Exhibits

Exhibit A Application for Registry (front)
Exhibit B Application for Registry (back)
Exhibit C-1 Rules for Certification by Video
Exhibit C-2 Rules for Live Certification
Exhibit D Veterinarian's Certificate of Inspection
Exhibit E Stallion Service Report
Exhibit F Frozen Semen Rules
Exhibit G Embryo Transfer
Exhibit H Name Change Request
Exhibit I Duplicate Paper Request
Exhibit J Head Markings
Exhibit K Leg Markings
Exhibit L Instructions to Mare Owners
Exhibit M Directions for Collection and Mailing of Hair Samples
Exhibit N Fee Schedule

All checks are to be payable to the RMHA.

All mail is to be sent to:

RMHA Headquarters
4037 Iron Works Parkway, Suite 160
Lexington, KY 40511

Phone: 859.243.0260
Fax: 859.243.0266

**Rocky Mountain Horse Association
APPLICATION FOR REGISTRY Exhibit A**

Please Print or Type

Name Selections: (List names in order of preference. Maximum of 27 characters including spaces and punctuation).

- 1. _____ Foaling Date: _____
- 2. _____ Sex: (Circle One) MALE or FEMALE
- 3. _____

Color and distinguishing markings: (Complete illustrations on back) _____

Attach the following to this application: Yellow copy of Breeding Certificate, 4 Photos clearly showing front, left, right and rear of horse (Be sure to show all of horse in photos)

DAM OF FOAL: _____ RMHA # _____

Breeding Dates (first and last): _____

Owner of DAM: _____

ADDRESS: _____

SIRE OF FOAL: _____ RMHA # _____

Owner of SIRE: _____

ADDRESS: _____

Location where breeding took place:

City/State _____

Location where foal was born:

City/State _____

If person applying for registry was not the owner of the dam at the time this horse was foaled, then record each change of ownership of this foal here:

NAME: _____

ADDRESS: _____

Sold to: NAME _____
ADDRESS _____ DATE: _____

Sold to: NAME _____
ADDRESS _____ DATE: _____

I, _____ hereby certify that the foregoing statements above subscribed by me in the within application are true and correct. I understand that this animal must be certified by the Rocky Mountain Horse Association before breeding (in all cases) and by the age of three years old for show purposes.

Applicant/Owner of Foal: _____

Phone: _____

Address: _____

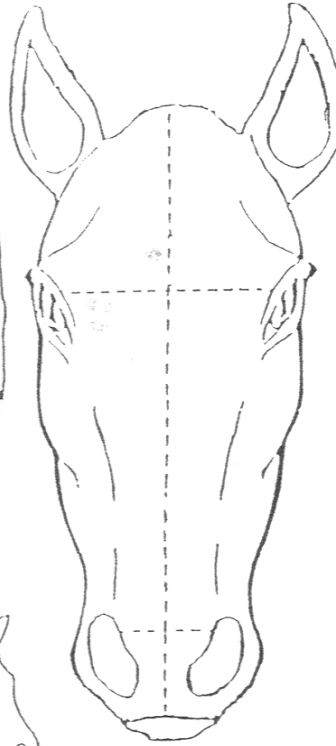

Date: _____

RMHA Membership Number: _____

Fees are as set forth on the attached fee schedule:

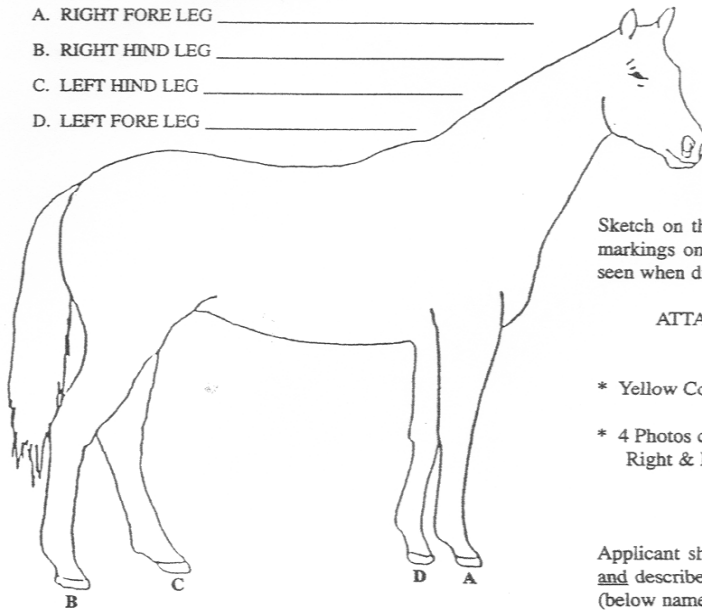
_____ I am not a member but wish to become a member. Please send me an application.

Mail application to: RMHA Headquarters, 4037 Iron Works Parkway, Suite 160, Lexington, KY 40511



DESCRIBE LEG MARKINGS BELOW:

- A. RIGHT FORE LEG _____
- B. RIGHT HIND LEG _____
- C. LEFT HIND LEG _____
- D. LEFT FORE LEG _____



Sketch on the diagram above all distinct white markings on face, nose and lips, which can be seen when directly in front of animal.

ATTACH THE FOLLOWING TO THIS APPLICATION

- * Yellow Copy of Breeding Certificate
- * 4 Photos clearly showing: Front, Left, Right & Rear

Applicant should carefully sketch all markings and describe color on front page of application (below name choices).

Exhibit B: Back of Registry Application Form

Rocky Mountain Horse Association

RULES FOR CERTIFICATION BY VIDEO Exhibit C – 1

The following is to be mailed to the RMHA Headquarters:

- ✓ Videotapes and DVDs will remain on file with the RMHA and will be archived.
- ✓ Veterinarian's Certification of Inspection
- ✓ Original Certificate of Registration
- ✓ Four (4) Full Body Photos (front, rear, left side, right side)
- ✓ Certification Fee.

If digital photos are used they must be on photo quality paper

Certification Fees are as set forth on the attached fee schedule.

It is recommended that you use a tripod to steady your camera. Warm the horse up before taping. It is recommended that you have an area about 50' to 60' in diameter for a riding circle with firmly packed ground, pavement or sod. Please avoid a grassy area that will prevent the horse's hooves from being in full view. **NOTE: THE FINAL SUBMITTED VIDEO MUST BE CONTINUOUS AND WITHOUT THE CAMERA BEING STOPPED FOR ANY REASON.**

At the beginning of the video the horse is to be orally identified by registered name, RMHA registration number, color and sex.

HALTERED VIEWS: Thoroughly clean and groom the horse before taping. There is a full view requirement of at least 30 seconds at each of the four positions (front, left side, rear and right side) Lead the horse through the four positions. Ensure that all markings are clearly shown. For close-up views, pan the camera slowly to the horse. Working from the head of the horse, begin panning with the head in full view, slowly move to the neck area, have an assistant lift the mane out of the way so that the neck under the mane can be clearly seen. Moving to the rear, hold the tail out of the way so the legs can be clearly viewed directly from behind.

DEMONSTRATIONS UNDER SADDLE: Place the saddle on the horse along with the bridle. A horse can be certified in a bitless bridle, but not a halter. If a bit is used it must meet the standards of the RMHA. Bit shank length may not exceed 8 (eight) inches and is to be measured from top of top ring to the end of the metal at the bottom, not including the bottom ring. Shoes must meet the standards of the RMHA, and must be factory made keg shoes and must not exceed $\frac{3}{4}$ (three-fourths) inch width at all locations on the shoe, and must not exceed $\frac{3}{8}$ (three-eighths) inch in thickness at all locations on the shoe. Total thickness of the shoe may go to a total of $\frac{5}{8}$ (five-eighths) inch when including borium or drill tech. If calk shoes are used (factory calk only) the total thickness of the shoe, borium (or drill tech) and the calk must not exceed $\frac{7}{8}$ (seven-eighths) inch. The horse's natural toe length must not exceed 4.5 (four and a half) inches including the shoe. Shoes are to be on all four feet, or the horse is to be barefooted on all four feet. The bottom of all four feet are to be on the video to show the bottom of the bare foot or shoe. Mount and ride the horse in either direction around the circle. The camera should be continuously following the horse around. Try to keep the horse centered and filling the entire view but do not cut the view of the rider's head or the feet of the horse. The horse should travel in one direction for two (2) minutes (timed), then turn and go in the other direction for an additional two (2) minutes. The speed of the horse should be regulated to demonstrate the gait. **IT MUST BE A LATERAL FOUR BEAT GAIT, not a fast walk.** (Refer to Gait section 1st page of Rules of Registry)

Mail to: RMHA Headquarters, 4037 Iron Works Parkway, Suite 160, Lexington, KY 40511

Rocky Mountain Horse Association RULES FOR LIVE CERTIFICATION Exhibit C – 2

The following is to be mailed to the RMHA Headquarters:

- ✓ RMHA Certification Form
- ✓ Veterinarian's Certification of Inspection (if required)
- ✓ Original Certificate of Registration
- ✓ Four (4) Full Body Photos (front, rear, left side, right side)
- ✓ Appropriate Certification Fee.
- ✓ If digital photos are used they must be on photo quality paper
- ✓ Certification Fees are as set forth on the attached fee schedule.
- ✓ It is recommended that you have an area of at least 50' to 60' in diameter for a riding circle with firmly packed ground, pavement or sod. Please avoid a grassy area that will prevent the horse's hooves from being in full view of the examiners.

HALTERED VIEWS: Thoroughly clean and groom the horse before presenting for certification. Three examiners must view the horse in all four positions. (front, left side, rear and right side) Lead the horse through the four positions. Ensure that all markings are clearly shown on the RMHA Certification Form.

DEMONSTRATIONS UNDER SADDLE: Place the saddle on the horse along with the bridle. A horse can be certified in a bitless bridle, but not in a halter. If a bit is used it must meet the standards of the RMHA. Bit shank length may not exceed 8 (eight) inches and is to be measured from top of top ring to the end of the metal at the bottom, not including the bottom ring. Shoes must meet the standards of the RMHA, and must be factory made keg shoes and must not exceed $\frac{3}{4}$ (three-fourths) inch width at all locations on the shoe, and must not exceed $\frac{3}{8}$ (three-eighths) inch in thickness at all locations on the shoe. Total thickness of the shoe may go to a total of $\frac{5}{8}$ (five-eighths) inch when including borium or drill tech. If calk shoes are used (factory caulk only) the total thickness of the shoe, borium (or drill tech) and the caulk must not exceed $\frac{7}{8}$ (seven-eighths) inch. The horse's natural toe length must not exceed 4.5 (four and a half) inches including the shoe. Shoes are to be on all four feet, or the horse is to be barefooted on all four feet. The bottom of all four feet are to be examined by the examiners. Mount and ride the horse in either direction around the circle. The horse should travel in one direction for two (2) minutes (timed), then turn and go in the other direction for an additional two (2) minutes. The speed of the horse should be regulated to demonstrate the gait. **IT MUST BE A LATERAL FOUR BEAT GAIT**, not a fast walk. Refer to Gait, page 1 of Rules of Registry. Have the horse ridden directly away from the examiners and return back towards the examiners.

Mail to: RMHA Headquarters, 4037 Iron Works Parkway, Suite 160, Lexington, KY 40511

**Rocky Mountain Horse Association
VETERINARIAN'S CERTIFICATE OF INSPECTION Exhibit D**

Name of Horse: _____

RMHA Registration Number: _____

Date of Inspection: _____

Location of Inspection: _____

I, _____ a duly licensed veterinarian in the

State of _____ do certify the following facts:

1. To the best of my knowledge including a careful comparison of the markings listed on the RMHA Certificate of Registration to the horse examined, that the horse examined is in fact the horse whose name appears at the top of said certificate.
2. The height of the horse measured to the withers is exactly _____ inches.
3. Depending on gender the following statement is true. (circle appropriate letter)
 - a. Stallion: on examination both testicles are below the inguinal rings.
 - b. Gelding: on examination both testicles are absent.
4. The horse examined does not have parrot mouth or any other physical deformities.
5. The horse meets the following requirements of conformation:
 - a. The horse has medium sized bones; with medium sized feet in proportion to the body; a wide deep chest with a span between the forelegs.
 - b. The fore and hind legs are free of noticeable deformity
 - c. The horse has sloping shoulders with an angle of about 45 degrees, bold eyes and well-shaped ears.
 - d. The face is neither dished nor protruding, the head is medium-sized in proportion to the body with medium jaws.
 - e. The neck is gracefully arched, medium in length and set on an angle to allow a natural carriage with a break at the poll.
 - f. The horse does have a solid body color
 - g. There is no white above the knee or hock except on the face where modest amounts of white marking are acceptable

Signature of Veterinarian State Veterinary License Number Date

Mail to: RMHA Headquarters, 4037 Iron Works Parkway, Suite 160, Lexington, KY 40511

Rocky Mountain Horse Association Frozen Semen Registration Form Exhibit F

Name of Stallion

Date

Registration Number of Stallion

Date of Collection

Number of Straws

Stallion Owner name / address / phone number / RMHA Membership Number

- Owner of straws same as owner of stallion
- Owner of straws different than owner of stallion
- Transfer or sale of straws to:

Member Name

RMHA Membership #

Date of Transfer/Sale

Number of Straws transferred/sold

Retained Breeding Rights by Previous Owner

Name of Previous Owner: _____

Name of Current Owner: _____

Number of Straws retained by Previous Owner _____

Mail to: RMHA Headquarters, 4037 Iron Works Parkway, Suite 160, Lexington, KY 40511

Rocky Mountain Horse Association EMBRYO TRANSFER Exhibit G

Name of Mare: _____ RMHA #: _____

Name of Stallion: _____ RMHA #: _____

I, _____, owner/manager of the above named mare request permission to carry out embryo transfer for the following reasons:

Name and licensed number of veterinarian (or laboratory)

Name: _____ License #: _____

Address: _____

Important: Refer to Section 3.3 of the Rules of Registry. The RMHA will allow registration of one natural birth and one embryo transfer, or two embryo transfers and no natural birth, for a total of two registrations from a single mare per year.

Two copies of this form must be submitted to the RMHA Executive Board c/o
RMHA Headquarters, 4037 Iron Works Parkway, Suite 160, Lexington, KY 40511

Registration of a foal produced by Embryo Transfer requires:

- ✓ Embryo Transfer permit
- ✓ Application for Registry
- ✓ Veterinarian's authentication of the foal's origin
- ✓ DNA analysis confirming parentage of the foal

Executive Board

Action _____

Date: _____ RMHA: _____

Rocky Mountain Horse Association NAME CHANGE REQUEST Exhibit H

As the owner of the Rocky Mountain Horse presently named: _____ RMHA # _____
request that the name be changed to:

1st Choice:

2nd Choice:

3rd Choice:

Considering the present owner and ALL previous owners the answers to the following questions are:

Has the horse ever been shown? (Yes/No) _____
Has the horse ever been bred? (Yes/No) _____

Important: See Section 4.3 of Registry Rules regarding name changes. Any name change found to be in violation of Section 4.3 will be voided and the horse's name will be returned to its legal name, with no refund of fees.

Enclose with this form:
✓ Proper fees as listed on the fee schedule (Exhibit N).

Important: The original Certification of Registration must accompany the name change request.

Signature of Owner Date

If applicable, signature of co-owner

Address

Phone number including area code

Mail to: RMHA Headquarters, 4037 Iron Works Parkway, Suite 160, Lexington, KY 40511

Rocky Mountain Horse Association DUPLICATE PAPER REQUEST Exhibit I

I/We as owner(s) of the below identified Rocky Mountain Horse do hereby request a duplicate Certification of Registration for:

(registered name of Rocky Mountain Horse)

RMHA #: _____

The reason for this request is:

I/We understand that if the original Certificate of Registration is found that I/We may keep the Certificate of Registration that is in the best condition and must return the other Certificate of Registration to the RMHA Headquarters.

Enclose with this form:

- Fees are as set forth on the attached fee schedule.

Signature of Owner/ Date

Signature of Co-owner if applicable/ Date

Address

Phone Number

Mail to: RMHA Headquarters, 4037 Iron Works Parkway, Suite 160, Lexington, KY 40511

EXHIBIT J



Small Star
Towards left of forehead.



Large Star
Large star & connected short narrow stripe ending below eye level. Stripe starting on bridge of nose & ending between nostrils into left nostril



Diamond Star
Faint snip between nostrils.



Bordered Star & Connected Bordered Stripe
Extending between and into left nostril



Mixed Star



Oval Star (large)



Pointed Star



Narrow Diagonal Star



Oval Star & Disconnected Stripe
Ending as large bordered snip between and into left nostril



Star & Connected Broken Stripe
Ending in a snip between bottom of nostrils



Large Oval Star & Blaze
Extending into both nostrils and covering upper lip



Diamond Star & Narrow Connected Stripe
Ending on face. Snip between nostrils

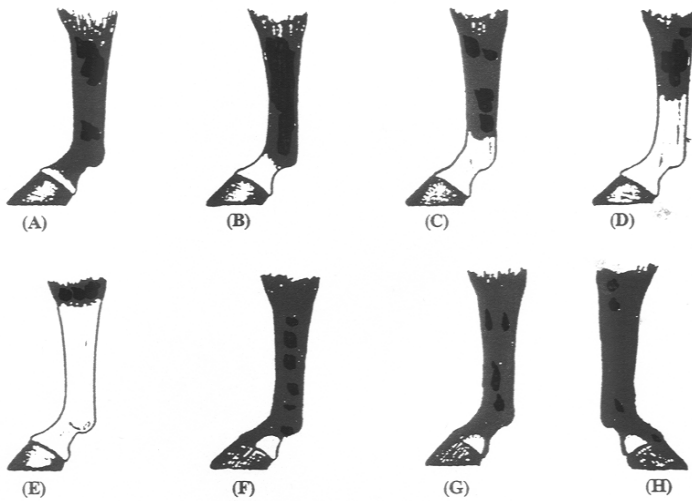


Large Star & Connected Wide Blaze



Bald
(Not RMHA Acceptable)

EXHIBIT K



- A) CORONET - a white stripe covers the coronet band.
- B) PASTERN - white extends from the coronet to and including the pastern.
- C) ANKLE - white extends from the coronet to and including the fetlock.
- D) HALF STOCKING - white extends from the coronet to the middle of the cannon.
- E) STOCKING - white extends from the coronet to the knee, when the white includes the knee, it is called FULL STOCKING.
- F) WHITE HEELS - both heels are white.
- G) OUTSIDE HEEL - white is only on outside of the heel.
- H) INSIDE HEEL - white is only on the inside of the heel.

Rocky Mountain Horse Association INSTRUCTIONS TO MARE OWNERS Exhibit L

In order to assure the proper registration of your foals, please follow these instructions:

1. When taking a mare to be bred, show the stallion owner/manager the mare's RMHA Certificate of Registration (papers). This is necessary to prove the mare's certification status and to provide information for the Breeding Certificate and also for the Stallion breeding report at the end of the breeding season.
2. **IMPORTANT:** After the mare has been bred, make certain that you receive **TWO** parts of the Breeding Certificate. You should receive the **WHITE** copy and **YELLOW** copy of the form. The stallion owner retains the pink copy for the stallion records. The **WHITE** copy must be mailed to the RMHA Headquarters) within 65 days of the breeding. The **YELLOW** copy must accompany the Application for Registration of the foal. If you sell the mare prior to the foal's birth, the **YELLOW** copy must accompany the mare.
3. Foals should be registered prior to reaching six (6) months of age in order to save cost penalties when you do register the foal

Rocky Mountain Horse Association DIRECTIONS FOR COLLECTING AND MAILING HAIR SAMPLES FOR DNA TYPING ANALYSIS Exhibit M

Note: For DNA typing, a simple form is used. You only need to fill out the form with specific information and attach hair samples to the form. Forms with hair samples can be mailed at anytime. There is no kit involved, and no need for refrigeration of hair samples.

DNA Analysis forms are available from RMHA Headquarters.

For registration of foals, the DNA sample can be sent along with the foal application to the RMHA Headquarters, along with the appropriate fees and information. The RMHA Headquarters will fill out the DNA paperwork and mail the samples to the University of Kentucky laboratory. The pink copy of the DNA form will be mailed back to the owner of the foal. Please follow guidelines below when collecting the hair sample.

However, if a person is filling out the DNA form themselves, please go by the following guidelines.

1. Information for a horse being sampled for proof of parentage is to be filled out on the right side of the DNA form.
2. Current owner information and address is to be filled in at top left of the DNA form. Owner/Agent is to sign at bottom left side of form, also person collecting hair samples.
3. Hair samples should be pulled from the mane or the tail of the horse.
4. A minimum of 35 to 50 hairs should be pulled.
5. Hairs should have the root bulb attached to the hair shaft, and hair samples should not be broken in the process of pulling.
6. Tape the hairs to the DNA form with clear plastic tape, **DO NOT TAPE OVER THE ROOT BULBS!** Cut the hairs so that the hairs are no longer than three inches in length.
7. Fold the form with the attached hair samples so the hair is on the inside and mail in an envelope as soon as possible.
8. White copy of DNA form with hair samples is to be mailed to University of Kentucky.
9. Yellow copy of DNA form is to be mailed to RMHA Headquarters.
10. Pink copy of DNA form is to be kept by owner for his/her records.

Rocky Mountain Horse Association REGISTRY FEE SCHEDULE Exhibit N

1. General Provisions

Where fee amounts are date sensitive, the fee date shall be determined by the postmark. If fees are paid by personal check, the document will not be processed until the check has cleared the bank. All fees are to be in U.S. Dollars. All fees for non-members shall be subject to a \$50 surcharge.

RMHA FEE STRUCTURE (As approved 11/8/08)

MEMBERSHIP FEES:

Single Membership \$ 35.00 (US & Canada)
Family Membership \$ 75.00 (US & Canada)
Junior Membership \$ 25.00 (US & Canada)
Legal Entity \$ 50.00
International Single Membership \$50 (Add \$25 US Funds for Shipping & Handling)
Single Lifetime Membership \$350.00
Family Lifetime Membership \$675.00

REGISTRATION FEES: *(for RMH with two Registered & Certified parents including Male foals produced by a Grade Mare and a Certified RMHA Stallion)*

0 to 6 Months \$ 40.00
6 Months to 1 Year \$ 80.00
Over 1 Year \$160.00

CERTIFICATION FEES: *(Full registered RMH, including male foals produced by a Grade Mare and A Certified RMHA Stallion)*

Filly/Mare \$ 50.00
Gelding \$ 50.00
Colt/Stallion \$100.00

GRADE HORSE CERTIFICATION FEE *(Horse with one Certified to Breed RMH Parent)*

Foundation Gelding \$250.00

TRANSFERS:

Within 30 days	\$ 25.00
31 days to 180 days	\$ 35.00
181 days to 1 year	\$ 50.00
Over 1 year	\$ 75.00

NAME CHANGES \$ 75.00

DUPLICATE PAPER REQUEST \$ 75.00

CORRECTIONS TO PAPERS \$ 75.00 (if not the fault of the Registry)

DNA KITS \$ 41.00 **The DNA Kit fee will increase to \$45.00 March 01, 2009**

NON-MEMBER SURCHARGE ** \$ 50.00

** Non-member Surcharge to be added to each of the above listed transaction fees for non-members

All checks are to be made payable to the RMHA. All mail is to be addressed to:
RMHA Headquarters, 4037 Iron Works Parkway, Suite 160, Lexington, KY 40511