



ROCKY MOUNTAIN HORSE®
ASSOCIATION
One Horse for All Occasions®

SHOW RULES
&
REGULATIONS

2010

OPR: Show Advisory Committee (RMHA/SAC)
Effective: 01 January 2010
Approved: 14 November 2009

Rocky Mountain Horse® Association
National Headquarters
4037 Iron Works Parkway, Suite 160
Lexington, KY 40511-8508

Executive Director: Don Vizi

859-243-0260 (office)
859-243-0266 (fax)
615-483-0320 (E.D. cell)

E-mail: information@rmhorse.com
Web: www.rmhorse.com

Show Advisory Committee

Chairman: Dennie Begle
Marianne Jolley, Debi Kimbrell,
Doris Riggs, Jeff McCarty, Nicki Gwisdalla,
Diane Miller, SAC Sanctioned Show Tabulator,
Paulette Klein, Secretary

MISSION STATEMENT

The Rocky Mountain Horse® Association, Inc. (RMHA) is a non-profit corporation organized under the laws of the Commonwealth of Kentucky, which is dedicated to the preservation, promotion, breeding and development of the Rocky Mountain Horse® (RMH) throughout the United States and Internationally. To this end, showing the Rocky Mountain Horse® is a means of breed promotion and demonstrating the basic and well-known characteristics of the horse—its gentle temperament and its naturally smooth, lateral, even four-beat gait. (Defined in Bylaws—Article VI.)

The Show Rules, and related Judging Rules and Regulations, apply to all RMHA-sanctioned and affiliated shows and the Annual RMHA International Show and are effective as of January 01, 2010. These rules take precedence over all previous RMHA Show Rules and Regulations.

RMHA Show Rules – Table of Contents

Section	Category	Page
Chapter 1	General Show Information	7
	100. Eligibility 101. Responsibility 102. RMHA Membership 103. Horse Eligibility 104. Class Entry Sheets	
Chapter 2	Standards of Ethical Conduct	9
	200. Conflict of Interest 201. Conduct of RMHA Exhibitors 202. Contact with Judging Officials	
Chapter 3	Regional, Sanctioned & Affiliated Shows, High Points, Awards & Championships	10
	300. Purpose 301. Affiliated & Sanctioned Shows 302. Authorized Show Bill Classes 303. Regional Shows 304. High Point Awards 305. The Point System 306. Annual Awards 307. Special Awards 308. Championships & Grand Championships	
Chapter 4	Show Officials	13
	400. Show Officials 401. Show Manager: See Chapter 5 402. Show Secretary 403. Licensed Judges 404. Designated Qualifying Personnel (DQP) 405. Announcer 406. Ringmaster 407. Equipment Steward 408. Farrier 409. Emergency Medical Technician (EMT) 410. Veterinarian	
Chapter 5	Show Manager	16
	500. Mission 501. Duties & Responsibilities 502. Hiring Show Officials 503. Requirements Before the Show 504. Requirements After the Show	
Chapter 6	Exhibitors	19
	600. Definitions of Exhibitors 601. Youth 602. Novice 603. Amateur 604. Professional	

Chapter 7	Gait Requirements	22
	700. Definition of Gaits 701. Description of Gaits	
Chapter 8	Shoeing Requirements	23
	800. Shoeing 801. Hoof Length 802. General 803. Prohibited from RMHA Shows, including International	
Chapter 9	Tack	24
	900. Conformation 901. Show Pleasure & Trail Pleasure 902. Western 903. General 904. Prohibited Tack & Equipment	
Chapter 10	Show Attire	26
	1000. General Attire 1001. Conformation 1002. Show Pleasure 1003. Trail Pleasure 1004. Western	
Chapter 11	Show Ring Rules & Protocol	28
	1100. Class Placing 1101. Horses Disqualified from Receiving a Ribbon 1102. No "Automatic First Place" 1103. One Horse in a Class 1104. Gate Call 1105. Time Out 1106. Tack Changes 1107. Work Outs	
Chapter 12	Disqualifications & Faults	31
	1200. Discretionary Instruction 1201. Conformation 1202. Under Saddle	
Chapter 13	In-Hand Classes	33
	1300. Ring Protocol – Conformation 1301. Conformation Description 1302. Judging Criteria 1303. Class Protocol	
Chapter 14	Under Saddle Classes	36
	1400. Ring Protocol 1401. Judging Criteria – Show, Trail & Western Pleasure 1402. Show Pleasure 1403. Trail Pleasure 1404. Western Pleasure 1405. Amateur Classes 1406. Novice Classes 1407. Youth Classes 1408. Working Trail Pleasure with Obstacles	

Chapter 15	Youth Showmanship and Equitation	40
	1500. Showmanship 1501. Equitation	
Chapter 16	Versatility Classes	44
	1601. Pleasure Driving 1602. Trail Obstacles 1603. Bareback 1604. Pole Bending 1605. Costume 1606. Couples/Pairs 1607. Lead Line 1608. Water Glass 1609. Mentor and Me	
Chapter 17	Show Rule Violations, Evaluations & Complaints	49
	1701. Complaint/Evaluation Procedures 1702. Processing Complaints/Evaluations 1703. Penalties	
Chapter 18	Forbidden Substances, Drugs & Medicines	52
	1801. Forbidden Substances & Drug Testing 1802. Drug & Medication Protocol	
Exhibits	1 - Acronyms	54
	2 - Required Show Bill	55
	3 - Evaluation Form	56
	4 - Complaint Form	57
	5 - Trail Obstacle Score Sheet	58
Examples	A - Line Up/Halter Stances	59
	B - Overstride	59
	C - Headset	60
	D - Range of Motion (Leg)	60
	E - Youth Showmanship at Halter	61
	F - Pole Bending	61
	G - Toe Length Measurement	62
	H - Shank/Cheek Length	62
	I - Keg Shoe	62
	J - Shoe Fit - Natural Hoof	62

**This Page
Intentionally
Blank**

CHAPTER 1

General Show Information

100. Eligibility:

- **ALL** Exhibitors must be current members of the Rocky Mountain Horse Association in good standing.
- **ALL** Exhibitors must be current in dues and not delinquent in any financial responsibilities to the RMHA (show fees, etc.)
- **ALL** Exhibitors must have an Exhibitor's Card (Professional, Amateur, Novice, or Youth) to show in any class. Exhibitor Cards are available from RMHA Headquarters and at all sanctioned shows.
- **ALL** Exhibitors must be free from suspension either with the regulatory commission (USDA) or with the RMHA.

101. Responsibility:

- All farms, stables, corporations, and/or partnerships must have an adult RMHA member to accept responsibility as the authorized agent, officer or owner of such entity by signing class entry forms and other required documents.
- Owners, Trainers and Exhibitors are responsible for knowing and complying with all RMHA rules and Federal/State regulations pertaining to showing gaited horses. For more information, see United States Department of Agriculture's (USDA) Horse Protection Act (HPA).
- Failure to follow show rules will result in RMHA disciplinary action (See Penalties).

102. RMHA Membership:

- **Single** membership will allow only the named single member to show and apply for an Exhibitor's card.
- **Family** membership will allow each named member on the membership card to individually show and apply for an Exhibitor's card.
- A parent or legal guardian must sign ALL **Youth** Membership and Exhibitor Card Applications.
- See RMHA Bylaws for more information.

103. Horse Eligibility:

- **All** horses shown in RMHA-sanctioned classes, events and shows must be registered Rocky Mountain Horses®.

- **Two-year-old** horses are not eligible to show under saddle at any RMHA-sanctioned show or at the Annual RMHA International Show. Exhibitors may show two-year-old horses in-hand in Conformation Classes.
- Owners must certify horses **three years and older before they may show.**
- Authorized agents must show the original RMHA Certificate of Registration, which includes certification date (horses 3 years & older) at all RMHA-sanctioned events.
- For purposes of shows only, RMHA computes the age of a Rocky Mountain Horse® based on the calendar year starting January 1 of the year foaled. That is—RMHA considers the horse a **weanling** during the calendar year born and a **yearling** the calendar year following its foaling date regardless of the time of the year foaled.
- “RMHA Certified to Breed Grade Mares”, “Temporarily Registered Fillies” and “Temporarily Registered Males” are not eligible to show.

104. Class Entry Sheets:

- Owners, Trainers & Exhibitors **MUST complete Class Entry Sheets with name, address, RMHA Membership and Exhibitor card numbers and Horse’s name and Registration numbers.**
- **The High Point Tabulator will NOT tabulate high points on incomplete, inaccurate or illegible show records.**
- **RMHA will withhold all monies and High Points until the Tabulator receives complete and accurate results.**

CHAPTER 2

STANDARDS OF ETHICAL CONDUCT

200. Conflict of Interest:

- RMHA officials and members must avoid all conflicts of interest as specified by these Show Rules and Regulations and adhere to the RMHA Bylaws and General Rules.

201. Conduct of RMHA Exhibitors:

- RMHA Exhibitors will demonstrate a professional manner in and out of the show ring and on the show grounds.
- RMHA will not tolerate unsportsmanlike conduct (i.e. rude behavior, cursing, threatening or derogatory statements towards Show Management, Judges, Exhibitors or Spectators; refusing ribbons, throwing down ribbons in the show ring, unauthorized "victory laps", etc.).
- Show management will disqualify and penalize entities for all horse abuse inside the arena or on the show grounds.
- Violations will result in penalties to the offending party(s) if found responsible. (See Penalties)

202. Contact with Judging Officials:

- Except for specifically authorized and identified Show Judging Committee personnel, the show manager and the RMHA Executive Director (ED), RMHA does not allow communication with judges during a RMHA sponsored or affiliated show.
- Members of the SJC who show, or have family members, trainer(s) or horses from their farm competing in the show may not have contact with the judge(s).
- Report violations to the RMHA Show Advisory Committee (SAC) or Show Judging Committee (SJC) and the RMHA Executive Director (ED). Violations are subject to penalty.
- Exhibitors, spectators, owners, or any other persons either inside or outside of the show ring are not to fraternize with a judge.

CHAPTER 3

REGIONAL, SANCTIONED & AFFILIATED SHOWS, HIGH POINTS, AWARDS & CHAMPIONSHIPS

300. Purpose: Rewards those dedicated to showing and promoting the Rocky Mountain Horse®. Controls and monitors show rules and guidelines set forth by the RMHA and promote goodwill, sportsmanship, and showmanship.

301. Affiliated & Sanctioned Shows:

- RMHA/SAC will not approve Class "B" shows if they are combined with competing registries.
- Class "B" shows will receive one-half the points given in Class "A" shows.
- RMHA/HQ must receive show results within 15 days after close of show or SAC will assess a penalty of \$50.00 on Show Management.
- In an effort to support the attendance and entries in all affiliated shows and RMHA-affiliated club shows, no two Class "A" shows will schedule within 100 miles of each other on the same date.

302. Authorized Show Bill Classes: See Exhibit 2 - Show Bill.

303. Regional Championship Shows:

- RMHA/ED may offer Regional Championship shows in the following regions:
 - Region 1 – Pennsylvania, Ohio, Michigan
 - Region 2 – Indiana, Illinois, Wisconsin, Minnesota
 - Region 3 – Virginia, North Carolina, West Virginia
 - Region 4 – Tennessee, Kentucky, Missouri
 - Region 5 – California
- Shows will include all High Point and KBIF classes as outlined in the Show Rules and Regulations Book but may offer additional classes.
- The show must use RMHA Judges, approved DQPs and all rules as outlined in the RMHA Show Rules and Regulations Book.
- One judge per show scoring double points in 1st through 5th place.
- RMHA organizations/groups/clubs may affiliate and plan a regional show with the Executive Director's guidance and board approval.
- RMHA/ED will coordinate Regional Championship Shows. Contact RMHA Headquarters, Executive Director, for additional information or go to www.rmhorse.com to download additional rules.

304. High Point Awards:

- Exhibitors will choose their status (Youth, Novice, Amateur or Professional) for High Points at the beginning of the show season. The status for which the Exhibitor applies is the classification given and noted on their Exhibitor Card.
 - Youth: High Points awarded in age defined Youth High Point classes.
 - Novice: High Points awarded for Novice classes. Novice can show in Amateur and Open classes but receives High Points only in Novice classes.
 - Amateur: High Points for Amateur, AOT and Open classes. Amateur exhibitors may not compete or receive High Points in Novice classes.
 - Professional: High Points awarded in Open classes. Pros cannot compete or receive High Points in Novice or Amateur classes.
- High Point calculation closes with the last sanctioned RMHA show prior to the RMHA International Show each season unless the Association holds the RMHA International Show prior to the last sanctioned RMHA Show.
- RMHA awards High Points only to Owners, Exhibitors, and Trainers who are current RMHA members in good standing.
- RMHA will give High Point Awards for required Show Bill classes.
- The SAC High Point tabulator provides High Point standings to RMHA/HQ office.
- RMHA/HQ will post show results and current standings on the RMHA website: www.rmhorse.com

305. The Point System:

- Class "A" shows: Exhibitors placing in a class with 12 or more entries will receive five (5) points in addition to those earned by placing.
- Class "B" shows: Exhibitors competing in a class will receive one-half the points as given in "A" Classes.
- Exhibitors must complete each High Point Class they enter to qualify for points for the class.
- Disqualified horses/riders will not receive participation points.
- Only the Exhibitor's top 10 placements will count for High Point Awards.

CLASS "A" SHOW POINT SYSTEM

1 st Place	50 points
2 nd Place	40 points
3 rd Place	30 points
4 th Place	20 points
5 th Place	10 points
Participation	5 points

306. Annual Awards:

- RMHA will present first through fifth place awards at the Annual Awards Presentation Event. In the event of a tie, both persons receive awards.
- Prior to the Awards Presentation, RMHA/HQ will post standings for High Point Awards on the RMHA website.

307. Special Awards:

- **Amateur of the Year:** Amateur Exhibitor who has the highest total points accumulated from placing in High Point Amateur classes.
- **Youth of the Year:** Youth Exhibitor who has the highest total points accumulated from placing in High Point Juvenile classes.
- **Trainer of the Year:** Trainer with the highest total points for all horses both trained and shown by that Trainer.

308. Championship and Grand Championship:

- **International Show Only:** Horses finishing 1st, 2nd, and 3rd in their respective divisions will qualify for competition in the Championship Classes. Horses finishing 1st, 2nd or 3rd in the Championships will qualify for the Grand Championship classes. All horses placing 1st in these classes must report immediately to the DQP station upon exiting the ring, unless directed otherwise.
- The Amateur Owner must ride in Amateur Owned and Trained as defined by RMHA rules; a substitute RMHA Exhibitor may show all other horses. There will be an entry fee for these classes.
- **Regular Show Season:** If the Show Manager offers a Championship Class at a RMHA-sanctioned show, any horse that has placed 1st, 2nd, and 3rd in classes in their respective division (Trail Pleasure or Show Pleasure), will be eligible, though not required, to compete in the Championship Class.

CHAPTER 4

SHOW OFFICIALS

400. Show Officials: Those responsible for planning, organizing, coordinating, and conducting a RMHA sanctioned or affiliated show. Show officials will enforce RMHA rules from the time entries arrive on the show grounds until their departure.

401. Show Managers: See Chapter 5.

402. Show Secretary: Performs all duties assigned by Show Management, including but not limited to:

- Maintaining show computer database, if used.
- Verifying pertinent information on class entry sheets at time of class registration and prior to Exhibitors entering show ring.
- Collecting class entry fees.
- Maintaining RMHA Membership Cards and collecting fees (new and renewal memberships)
- Maintaining RMHA Exhibitor Cards and collecting fees (new and renewal cards)
- Collecting stable and bedding fees, if required.
- Collecting campsite fees, if required.
- Distributing class entry sheets to DQP, announcer and center ring.
- Maintaining original judge cards after each class.
- Posting show results after each class.
- Coordinating with the Show Manager to **verify** information on all computer reports and original copies of class entry sheets and judge cards and **forward within 15 days** of the show to the RMHA High Point Tabulator. See Show Manager Duties, Chapter 5.
- Coordinating with the Show Manager to verify information and forward all RMHA membership and exhibitor cards and monies to RMHA/HQ within 15 days of the show. See Show Manager Duties, Chapter 5.

403. Licensed Judges:

- The RMHA Show Judging Committee will train and have available a list of qualified judges for RMHA sanctioned shows.
- Judges will comply with all rules, responsibilities and procedures for judging as outlined with the current RMHA Rule Book and will be knowledgeable of and in compliance with the RMHA Bylaws, and RMHA Show Judging Committee Rules and Regulations.
- After receiving a request from a show manager, the Executive Director (ED), RMHA Headquarters, will randomly and impartially select a licensed judge(s) and coordinate availability.

- Except for the International, shows may have a maximum of two judges. Each judge will score independently of each other.
- Upon identification of a judge, the ED will notify the show committee.
- Class B shows will hire a licensed gaited judge versed in RMHA rules.
- Judges must receive both the RMHA show rulebook and Show Judging Committee rules prior to judging the show. These documents are available at www.rmhorse.com.
- After selection, judges will remain out of the pool of Class A shows for the rest of the normal show season, excluding the RMHA International Show.
- Separate judges should be available for specialized or timed events such as a Trail Obstacle Course or Pole Bending Class.
- Selected by RMHA/HQ but responsible to the Show Manager during the event.

404. Designated Qualified Personnel (DQP):

- Required by law for all RMHA affiliated and sanctioned shows.
- DQPs are the enforcement arm of the United States Department of Agriculture.
- Major responsibility is to detect and diagnose sore horses and to enforce the Horse Protection Act (HPA).
- Reports inhumane treatment of horses on the grounds and during exhibition to show management.
- Reports violations to Show Management.
- Requested by and responsible to the Show Manager but coordinated and approved by RMHA/HQ. See Chapter 5.

405. Announcer:

- Voice of the show ring!
- As directed, the Announcer will call all class Exhibitors and horses to the show ring.
- Calls gaits and additional instructions as required during classes.
- Provides general information about classes, horses, special announcements, paging of persons, and keeping the general interest of spectators.
- Hired by and directly responsible to the Show Manager.

406. Ringmaster:

- Assists the Judge as required.
- Accepts time out requests from Exhibitors.
- Escorts to and from the ring those presenting special awards, ribbons and others as needed.

- May not officiate in any show in which they or any member of their immediate family or any of their clients are Exhibitors or at any show in which they or their immediate family (defined as spouse and minor children, whether they live in the same household or not) trained any horses within the current show season. This applies to both client and horse.
- May not officiate at a show where they wholly or partially own an exhibited horse.
- Hired by and directly responsible to the Show Manager.

407. Equipment Steward (ES):

- Required for all RMHA affiliated and sanctioned shows.
- Must have full knowledge of current RMHA Show Rules and Regulations for show attire and horse tack.
- Must receive training from and be approved by a RMHA Director of Examiners.
- Annotates/reports offenses, violations of show rules or conduct not reflecting good sportsmanship to Show Management.
- May not officiate in any division of a show in which they or members of their immediate family, any of their horses or any of their clients are an Exhibitor (defined as spouse and/or minor children, whether they live in the same household.)
- Must be available to Judges, Exhibitors, Trainers and Show Management to clarify the position of RMHA regarding Show Rules and Regulations and investigates any situation they might consider an infraction.
- Requested by and responsible to Show Manager but selected by the Executive Director, RMHA/HQ.

408. Farrier:

- Must know and comply with the shoeing rules of the Rocky Mountain Horse® Association.
- Hired by and responsible to the Show Manger and is to be available throughout the show.

409. Emergency Medical Technician (EMT):

- EMTs are acceptable in lieu of a medical team or ambulance during all show classes.
- With the exception of the International Show, the EMT either may be on the show grounds or on standby status at all times during the show.
- Hired by and responsible to the Show Manager.

410. Veterinarian: Must be available on the show grounds or on call for the duration of the show.

CHAPTER 5

SHOW MANAGER

500. Mission:

- Plans, organizes, facilitates and conducts a RMHA Horse Show that exhibits a high caliber of professionalism in their presentations, public relations, support of affiliating associations and support for exhibitors and spectators.
- To assist Show Managers with duties, the SAC provides three checklists to plan and stay organized--the pre-show checklist with budget, show day checklist and post show checklist. Download a copy of each checklist from www.rmhorse.com.

501. Duties & Responsibilities:

- Coordinates with RMHA/SAC to apply for a sanctioned or affiliated show.
- Sets a budget, coordinates sponsors, and hires show officials and assistants. See item 502 – Hiring Show Officials.
- Provides all necessary physical facilities to accommodate the show, including an area for the DQP and Equipment Steward to inspect horses.
- Selects three obstacles from the list of approved obstacles (see Chapter 16) for the “Working Trail Pleasure with Obstacles” Class on the Show Bill.
- Ensures Judges and Exhibitors follow the rules, regulations and procedures as stated in the RMHA Show Rule Book.
- Makes and enforces local show contracts.
- Verifies Exhibitors have proper RMHA membership, Exhibitor cards, and properly registered RMHA horses.
- Provides a Monitor for Conformation Classes. While judges are in line to review and judge horses as they enter, the monitor will watch exhibitors and horses after line up. After all horses are in the lineup, Monitor will report violations (exhibitors who touch their horse with hand, foot, crop or lead) immediately to the Ring Master.
- Provides a Veterinarian and EMT either on the grounds or on standby status. (EMT must be on the grounds for the International Show.)
- Posts copies of judge’s cards during the show in a conspicuous place. Judge’s cards must be available for review after each class.
- Must have available RMHA Membership Forms, Exhibitor Cards, Judge Evaluation Forms, SAC Evaluation/Complaint Forms, Class Entry Sheets (unless using computer software) and Registry Forms. **Note: Do not charge card fees to upgrade Exhibitors from Novice to Amateur if they win a blue ribbon during the show.)**
- Ensures Show staff, DQP, Judge, Secretary, Announcer or Ringmaster or their immediate family (defined as spouse and minor children, whether they live in the same household or not) does not compete in the show in which they are participating in an official capacity and that no horse owned by such persons be exhibited or shown at the show.
- Escorts Judges to and from the ring when they go on break.
- Must be available with the Judge at the end of the horse show for questions asked of the Show Judge concerning horses shown. Such questions are limited only to the horse’s Owner, Trainer or Exhibitor.

- Receives and acts upon violations in accordance with Show Rules and Regulations, and reports to the SAC whatever action Show Management takes on the violation. Note: At their discretion, the Show Manager may disqualify person(s) and horse(s) from further participation in the show and report violations/offenses to the SAC where they recommend further action to the RMHA Hearing Panel.
- Follows the RMHA/SAC Post Show/After Actions Checklist and meets all requirements.
- Provides RMHA/HQ office a listing of final show results/class placings within 15 days post show.

502. Hiring Show Officials:

- Employ the following personnel and staff unless there is a written contract, in which case, the terms of said contract shall prevail:

A. Licensed Judge(s) through RMHA Headquarters Executive Director for Class "A" Shows and a RMHA Judge or a licensed gaited Judge versed in RMHA show rules for Class "B" shows."

- Show Managers of Class "A" shows will request the number of judges they need from RMHA Headquarters. The executive director will select a judge as directed in Section 403. The director will then coordinate with that Judge to ensure availability. If the Judge is available, RMHA/HQ will notify the Show Manager of the selection as soon as possible. If the Judge is unavailable, the ED will continue random selection until a Judge is available. The RMHA Show Judging Committee (SJC) will provide an updated list of qualified certified judges to RMHA/HQ for the random selection process.
- Class "B" Show Managers will hire a RMHA Judge or a licensed gaited Judge versed in RMHA rules. The Judge must receive both the RMHA show rulebook and Show Judging Committee rules prior to judging the show. Obtain documents from the www.rmhorse.com website.
- After selection, judges will remain out of the pool of Class A shows for the rest of the normal show season, excluding the RMHA International Show.
- Show Managers may request a separate Judge for specialized or timed events such as a Trail Obstacle Course or Pole Bending Class.
- Except for the International, Show Managers may hire a maximum of two judges for a show. Each judge will score independently.

B. Licensed Designated Qualifying Personnel (DQP) (see Section 404).

- Class "A" Show Managers may use FOSH DQPs or other DQPs approved by RMHA Headquarters in coordination with SAC. If HQ selects FOSH DQPs, the ED will contact the FOSH Field Coordinator for DQPs.
- The Field Coordinator will assign a qualified DQP and will notify the Show Manager as soon as possible.

C. Equipment Stewards. Show Managers must use RMHA Equipment Stewards and will make their request through RMHA/HQ Executive Director. The ED will contact a qualified Examiner or Judge to act as ES.

D. Other officials as specified in Chapter 4.

503. Requirements Before the Show:

- Class "A" Show Managers will submit requests for Sanctioned shows to RMHA/SAC. The SAC will send out a show package to include a Show Manager Contract.
- Class "B" show managers will submit their request for an affiliated show to RMHA/SAC.
- Sign and return Show Manager Contract Agreement. The SAC Chairman must receive this agreement prior to approval by the Board of Directors.
- In the SAC Show Package, Show Managers will receive an additional Show Rules Booklet for distribution to the Judge along with the Show Judging Committee Rules to ensure they are versed in RMHA Rules and Regulations. Obtain these materials from the association website www.rmhorse.com.
- Submit a final copy of the show bill 30 days in advance of the scheduled show to RMHA/HQ for the web site. This is important since the show manager will pick the classes for Class "B" shows, and Exhibitors vying for High Points will need to evaluate what classes are available to decide if they wish to attend.
- May add, but not substitute, to the show bill to extend the number of classes as desired. For example, after Class 4 in Conformation, Show Managers may wish to add class 4a, Conformation Championship. However, only those classes required for a Class "A" Show receive High Points.

504. Requirements after the Show:

- Show Managers will use the Post Show/After Actions Checklist. See Forms Section on the RMHA website: www.rmhorse.com.
- Proof show results and class placings to ensure they are complete, accurate and legible. Results must show Exhibitor name, address, phone, exhibitor number and RMHA membership number; all horse information including registered name and RMHA registration number.
- Forward the following information to the RMHA High Point Tabulator, **not later than 15 days after the show:**
 - **Original** Judge Cards.
 - Final Class Placing Sheets and/or a computer printout of same.
 - **Copies** of any new RMHA Membership forms and fees.
 - **Copies** of Exhibitor Card Forms and fees or any Exhibitor Card forms with a status change.
- Forward the following information to the RMHA Headquarters, **not later than 15 days after the show:**
 - **Original** signed form of new RMHA Memberships and monies.
 - **Original** new or status-change Exhibitor Cards and monies.

RMHA WILL ASSESS a penalty of \$50 on the show manager if results arrive after 15 days

CHAPTER 6

EXHIBITORS

600. Definitions of Exhibitors:

- Any person who handles and/or shows a horse in the show ring, in either Conformation or Under Saddle.
- Must have a current RMHA Membership and be in good standing with the Association.
- Must have a current Exhibitor's Card to show at RMHA sanctioned shows.

601. Youth Exhibitor:

- Youth 8 to 17 years of age may participate in RMHA-sanctioned shows.
- Youth 17 years of age may opt to change their status to adult during the calendar year they turn 18. However, they must declare Amateur or Professional status prior to their first show that year. Exception to this rule is that during the year, the individual may not show a stallion (in hand or under saddle).
- The age of a youth and their card status as of January 1st will remain the same throughout the calendar year.
- Youth Exhibitors must possess a current Youth Exhibitor Card showing their date of birth and membership number.
- Youth may show only in designated youth classes according to the age division specified for the class.
- Parents/legal guardian must sign class entry forms.
- No one under the age of 18 may exhibit a colt or stallion in any class (this includes Conformation and Under Saddle).
- Youth, 11 years and under, regardless of the class, **must** wear ASTM-approved and SEI-certified protective headgear, including the costume class at the International Show.
- In Youth classes, Exhibitors age 11 and under, when Exhibitors are in the line-up and after the Judge's card is turned in, an announcement will notify an attendant (groom, parent, instructor, etc.) to join the Exhibitor for escort from line-up to center ring and when exiting.
- In Youth classes, age 11 and under, the Announcer will make official safety announcements to and during such classes instructing spectators of proper or improper behavior.

602. Novice:

- An individual age 18 years or older who has not won a blue ribbon in any under saddle RMHA-affiliated horse show competition (other than Novice Class).
- Must possess a Novice Exhibitor Card.
- If a Novice wins a Novice Class, but not any other under saddle class, that Exhibitor is still eligible to compete as a Novice in Novice classes

- If a Novice wins a blue ribbon in any class other than Novice, they must change their status to Amateur immediately at the show office and/or call the RMHA office to get an Amateur card for the rest of the show season. There is no additional card fee to upgrade status.
- If a Novice wins the annual High Point Award for the Novice Division, that Exhibitor will no longer be eligible to compete in Novice class.
- If a class is Novice Horse and Rider, then neither horse nor rider is eligible to show if either has won a blue ribbon at any sanctioned RMHA show or at the International Show the previous year.
- Novice Exhibitors may not show stallions in Novice classes.

603. Amateur:

- A person 18 years of age or older and who is not or has not been engaged in any activity which would make them a Professional.
- Must possess an Amateur Exhibitor Card.
- Adult family and non-family household member(s), significant others, or a spouse of a Professional do NOT qualify for Amateur status unless they qualified as an Amateur on January 1st of the current year. They may then continue as an Amateur during the current RMHA show season only.
- Men's and Ladies Amateur and other classes designated as Men's or Ladies classes are restricted to Exhibitors who are 18 years of age and older.
- The following activities shall not affect Amateur status:
 - Writing books or articles pertaining to horses.
 - Accepting remuneration for Stewarding, DQP, Technical Delegate Course Designer, Announcer, Judge or participating as TV Commentator, or accepting bona fide remuneration for services such as Veterinarian, Groom, Farrier, Tack Shop Operator, or Breeder.
 - Accepting reimbursement for expenses without profit or accepting bona fide remuneration for boarding services only.
- The two class divisions of Amateur are:

A. Amateur Owned and Trained:

- Exhibitor must own the horse or member of the immediate family must own the horse.
- No professional training for horse in the last 180 days.
- Horse may not have been in a professional training barn for any part of the 180 consecutive days immediately prior to showing or exhibiting.
- The Exhibitor and the horse must not receive assistance in any manner with the preparation, training or exhibition from a professional trainer or agent thereof for a period of 180 days prior to the show.

B. Amateur Rider:

- Exhibitor's horse may be in professional training up to the day of the show.

604. Professional:

- Individuals over the age of 18 who accept remuneration for:
 - Riding, driving, and showing in conformation, training, schooling or conducting classes or seminars.
 - Giving instructions in equitation or horse training (Exclusion: persons working as counselors at summer camps, who are not in the exclusive capacity of riding instructors).
 - Use of their name, photograph or other form of personal association as a horseman in connection with any sold advertisement or article.
 - Riding, driving or showing in conformation in horse shows, any horse for which they or a member of their immediate family accepts remuneration for training. (Immediate family is defined as spouse and minor children, whether they live in the same household or not.)
- Any adult family and non-family household member(s), significant other, or spouse of a Professional must claim Professional status.
- Must possess a Professional Exhibitor Card
- To regain Amateur status, a former Professional must not have participated in any professional activities for a period of **two years prior to application**, i.e., two full show seasons, and must meet all the requirements for the Amateur Status. Request in writing for change of status must be on file with RMHA/SAC prior to January 1st of the current year.

CHAPTER 7

GAIT REQUIREMENTS

700. Definition of Gaits: According to RMHA bylaws, the Rocky Mountain Horse® naturally demonstrates a smooth, ambling gait, which glides forward.

The horse moves out with a lateral gait in which one can count four distinct hoof beats that produce a cadence of near equal rhythm. The speed may vary, but the four-beat rhythm remains constant.

- Technically, the gait is the simultaneous but asynchronous motion of the legs on the same side of the body followed by the movement of the legs on the opposite side. The hind leg initiates the gait. The length of stride for both hind and fore legs should be nearly equal.
- The Rocky Mountain Horse® moves its feet with minimal ground clearance and minimal knee and hock action. See Example D for an illustration of maximum front-end action. Because this gait does not waste motion, it enables the horse to travel long distances with minimal tiring.
- When judging the Rocky Mountain Horse®, place the highest emphasis on the consistently smooth, even, four-beat lateral gait, and the horse's ability to maintain form.
- The length of stride for the Rocky Mountain Pleasure Gait ranges from "capping" to 18" (eighteen inches) maximum over-stride. (See Example B)
- Horses should move in a relaxed, smooth, rhythmic rolling motion. Place strong emphasis on smoothness of gait and a smooth ride when performing.
- The Rocky Mountain Horse® must perform three (3) distinct speeds: Trail Walk, the Show Walk, and the Rocky Mountain Pleasure Gait in all regular classes.

701. Description of Gaits:

- **TRAIL WALK:** The Trail Walk is a calm, relaxed natural walk. The horse should not exhibit any signs of excitement or restlessness. Execute the Trail Walk with a loose rein and a natural or lower headset. During the Trail Walk, one hand on the reins is acceptable.
- **SHOW WALK:** The Show Walk is a deliberate even four-beat lateral gait executed in a slow, relaxed, smooth, rhythmic fashion. The horse should look alert with head carried proudly in the bridle. Its feet should move forward in an even, non-exaggerated form. Judges will not reward excessive lapping. The horse should perform on a loose to very light rein.
- **ROCKY MOUNTAIN PLEASURE GAIT:** The Rocky Mountain Pleasure Gait is the same as the Show Walk with a moderate increase in speed and animation. See example D for an illustration of maximum front-end action for the Pleasure Style RM Horse. Judges will disqualify horses from receiving an award that do not show distinct change in speed from the Show Walk to the Pleasure Gait.

CHAPTER 8

SHOEING REQUIRMENTS

800. Shoeing:

- Shoes must be factory-made creased keg shoes and MUST not exceed $\frac{3}{4}$ (three-fourths) inch width at all locations on the shoe
- Shoes must not exceed $\frac{3}{8}$ (three-eighths) inch in thickness at all locations on the shoe. Total thickness of the shoe may go to a total of $\frac{5}{8}$ (five-eighths) inch when including borium (or drill tech).
- Caulk shoes (factory caulk only) may not exceed $\frac{7}{8}$ (seven-eight) inch in total thickness of the shoe, borium (or drill tech), and the caulk.

801. Hoof Length:

- The horse's natural toe length must not exceed 4.5 (four and a half) inches, including the shoe.
- Measure the hoof by placing the hoof on a flat level surface and measuring from the coronet band (where soft tissue meets hard tissue) at the center of the front pastern along the hoof wall following the contour of the hoof and shoe to the ground. (See Example G)

802. General:

- All shoes on all four feet must be the same type, manufacturer brand, and metal fitted to follow the natural contour of the hoof; not turned in or extending $\frac{1}{4}$ (one-fourth) inch beyond the heel of the hoof.
- Measurement for the heel of the hoof begins where the heel of the hoof touches the shoe.
- The shoe is not to extend more than $\frac{1}{4}$ (one-fourth) inch beyond the hoof wall on either the front or rear hoof.
- RMHA permits shoe clips when drawn from the shoe or factory side clips—NO welded-on shoe clips.
- Shoes may have two (2) dime-sized dots of borium (or drill tech), not to exceed $\frac{1}{4}$ (one-fourth) inch in thickness on the toe and/or heel of the shoe—NO ridges or lines.
- Shoes may have borium or drill tech but not a combination of these materials. Use of borium may vary between front and rear shoes, i.e., borium on front shoes, no borium on rear shoes.
- RMHA restricts the use of acrylic and/or filler to hoof repair and to one hoof only.
- Hoof black or clear polish is optional and acceptable.
- When showing, horses must be shod on all four hooves or barefoot on all four.
- ALL horses entering the show ring must go through the required DQP check station and Equipment Steward.
- RMHA permits use of Dowels.

803. Prohibited from RMHA shows, including International:

- Horses with plantation, hand-made shoes, or hand-turned heels, or trailers of any kind (straight or turned), or bars.
- Pads of any type or for any reason.
- NO pressure shoeing (Note: RMHA considers a shoe that is smaller than the natural hoof and a hoof filed down to fit the shoe as a form of pressure shoeing). The shoe must fit the NATURAL HOOF.
- No shoe clips welded to the shoe.

CHAPTER 9

TACK

900. Conformation:

- **English In-Hand:**

- Weanlings - Show halter with lead and chain.
- Yearlings - Show halter with lead/chain (snaffle bit optional).
- Stallions, two years and over, must wear a snaffle bit and bridle with or without cavesson and or brow band. Bits on geldings and mares are optional.
- A show lead with chain must run through the rings of the snaffle bit and under the chin of the horse and attach back to the lead.
- The bridle must have a throatlatch.
- Exhibitors may use an Arabian style show bridle (with bit if a stallion over 2 YO).
- The show lead must have a chain (recommended lead length 6-7 feet).
- The show chain should be 24-30 inches in length.
- Chains may not be in the horse's mouth or placed over the nose.

- **Western In-Hand:** Western style show halter or headstall with the same bit and lead requirements outlined in Conformation/English.

- Whips/crops are optional for Conformation Classes (Western or English)

901. Show Pleasure & Trail Pleasure:

- **Show Pleasure only:** Saddles may be English type with leathers and irons.
- **Trail Pleasure only:** English or Western tack, matching attire but not mixed.
- English show bridle must have a crown piece, full throatlatch, brow band and cavesson.
- Whips/crops are optional.
- Breast straps optional.

902. Western:

- Saddles may be with or without horns and must have fenders and stirrups.
- Silver appointments are acceptable but shall not receive credit over serviceable, clean, unadorned western tack.
- Western bridles are without a cavesson.

903. General:

- Cavessons must be sufficiently loose to insert one finger under the cavesson and may not be so tight the horse cannot open its mouth.
- Exhibitors may use bit less bridles and hackamores in trail classes with the appropriate Western or English headstall.
- Exhibitors riding stallions must use a bit.

- Curb chains and straps must be at least ½ (one half) inch wide, lie flat and be loose enough to insert two fingers between the chain and chin.
- Bit shank length may not exceed 8 (eight) inches measured from top of top ring to the end of the metal at the bottom, not including the bottom ring (See Example H)

904. Prohibited Tack & Equipment: At the request of the Judge, Ringmasters will dismiss from the ring horses showing in prohibited tack:

- Electronic communication devices
- Tail sets
- Tie downs
- Cross chain cavessons
- Double reins
- Cavessons or headbands studded inside
- Dropped nosebands and/or dropped cavessons
- Twisted or tight curb chain, chin straps and cavessons
- Braided manes and tails (permitted in costume class)
- Ribbons attached to the mane or forelock
- Artificial tails and/or hair pieces (permitted in costume classes)
- Bit mouthpieces the judge considers **inhumane**. This includes but is not limited to:
 - Bits made of chain, bicycle chain, saw chain, wire, twisted wire or twisted mouthpieces, including but not limited to single wire, double wire, straight wire, jointed wire, twisted wire bits or twisted bits of any kind.
 - Wrapped bits.
 - Double mouthpieces.

CHAPTER 10

SHOW ATTIRE

1000. General Attire:

- Tradition dictates that in the Show Ring Riders, Drivers and Handlers should be correct and neat in their attire.
- Exhibitors with long hair must style it so as not to obstruct the Judge's view of the back number.
- Exhibitors may wear rain suits over appropriate riding attire in the event of inclement weather.
- The Judge and/or Show Manager may suspend regular dress code due to weather conditions.
- In classes designated as "Optional Tack", Exhibitors may use either Western or English tack but not a combination of the two.

1001. Conformation:

- Exhibitors may wear either English or Western attire.
- Attire must match the tack style, i.e. English attire to accompany English tack and Western attire to accompany Western tack.
- Hat and coat are optional.

1002. Show Pleasure:

- Saddle Seat suit (either solid color or pinstripe) or riding slacks and day coat or sports coat.
- Long sleeved shirt with a pointed or button down collar (sleeve length may vary under a jacket or coat).
- Neckwear, such as a tie or brooch.
- Smooth sole riding boots (no Western boots).
- Saddle Seat style hat (i.e. Derby, Homburg, etc.) or protective ASTM-approved or SEI-certified headgear.
- Gloves, vests and spurs are optional.
- Youth Showmanship and Equitation classes have further specific requirements (see Chapter 15 for all Youth information.)

1003. Trail Pleasure:

- Riding slacks or black jeans.
- Long sleeved shirt (Western style if using Western tack).
- No polo or t-shirts.

- Riding boots (Western boots if using Western tack).
- English or Western style hats.
- Protective ASTM-approved or SEI-certified headgear is mandatory for Youth (11 & under classes), optional for adult classes.
- Vests, gloves, ties and spurs are optional.

1004. Western:

- Western pants, dark slacks or black jeans.
- Western show skirts are optional for women.
- Any solid colored pants (including blue jeans) are acceptable under chaps.
- Western long sleeve shirt or slinky (sleeve length may vary under a jacket).
- Neckwear—tie, bolo or neck scarf (not required with a slinky).
- Western style boots.
- Western hat or ASTM-approved or SEI-certified headgear.
- Western jacket, bolero or vest is optional.
- Chaps, spurs and gloves are optional.

CHAPTER 11

SHOW RING RULES AND PROTOCOL

1100. Class Placing:

- In RMHA-affiliated shows, Show Management will decide the number of awards and/or ribbons to award. At least 5 awards/ribbons are to be available in each class and at least 10 at the International Show.
- A Judge, through their placement, is in a position to influence the direction of the Rocky Mountain Horse® breed. It is the primary responsibility of a Judge to contribute to the preservation of the breed and to discourage any tampering with the naturalness of the breed. Therefore, only horses that meet all standards for each class will receive awards.
- At the judge's discretion, the number of awards/ribbons may be less than 5 in any class due to horse/rider action that resulted in a DQ as listed in Chapter 12. (Example: In a five-horse class, if two horses were DQ'd for step-pace or pacing in the class, the Judge would award three placings.)

1101. Horses Disqualified from Receiving a Ribbon:

- Prior to the ribbon presentation, the show announcer will announce the number of ribbons the judge has decided to award for that class. The judge may place up to five places in the regular show and up to 10 at the International. **Youth riders that are not eligible for a ribbon will receive an honorable mention type ribbon.** Judges must also be cognizant of any major/minor faults and should place horses according to the rules.
- After turning in the judge card and prior to announcement, the judge, may at their discretion, speak with Exhibitors in the lineup (especially in the Youth Classes) as a means of instructing and encouraging compliance with RMHA show rules.
- The judge must state reasons for penalties and disqualifications on the judge's card.

1102. No "Automatic First Place":

- If no horses meet the requirements in a given class, the obligation of the Judge is not awarding a first place.
- Judge must note the reason on the judge's card if they do not award a first place.
- After turning in the judge card and prior to announcement, the judge may speak with Exhibitors (especially Youth Exhibitors) as a means of instructing and encouraging compliance with RMHA show rules.

1103. One horse in a Class:

- Judges evaluate a solo horse and rider in any class strictly on performance. There is no automatic first place.
- Judge may shorten the amount of time a rider shows in the arena if they are the only rider in that class. If a Judge disqualifies that rider/horse from receiving a ribbon, they will state the reason on the judge's card.

- After turning in the judge card and prior to announcement, the judge may speak with Exhibitors (especially Youth Exhibitors) as a means of instructing and encouraging compliance with RMHA show rules.

1104. Gate Call:

- All Exhibitors have three (3) minutes to enter the Show Ring.
- Time starts when the first Exhibitor enters the ring and ends after an elapsed three minutes.
- The Ringmaster may extend the time as long as there is a continuous flow of Exhibitors into the Ring, thus permitting all entries an opportunity to participate in the Class, Event or Show.
- Judging shall commence when the gate closes.
- The gate WILL NOT reopen for late entries.

1105. Time Out:

- An official time out is an authorized period where the Ringmaster, at the request of the Judge, may grant an Exhibitor a cessation of showing/judging for a period not to exceed ten (10) minutes.
- The Ringmaster (Judge) may grant a second time out of 10 minutes in a class. If a third time out is necessary, regardless of the total elapsed time, the Ringmaster (Judge) will excuse the Exhibitor from the class.
- The Ringmaster may only grant official time outs—the Judge will mark all other interruptions in showing accordingly.
- A Rider/Driver desiring an official time out will ride/drive to the center of the ring, **remain mounted or in place**, and make a formal request to the Ringmaster who will either grant or deny the request as directed by the Judge.
- Failure to obtain an official time out prior to dismounting will REQUIRE the Judge to excuse the entry; the Judge has no discretion in this regard.
- Any person who enters the ring before granting an official time out will require the Judge to excuse the entry. The SOLE EXCEPTION to this shall be a horse and/or rider in immediate danger of injury in the opinion of the Judge.
- If the Judge grants an official time out, **horses on the rail will go at ease**, and a Groom or Farrier will enter, as necessary. The Rider, who receives the time out, may dismount. Riders granted the official time out may not make any adjustments to any equipment other than that for which the Judge called official time out.
- Riders at ease on the rail during official time outs may make such adjustments as they can make while mounted. However, they may not receive assistance over the rail. The Judge will excuse any horse/rider given physical assistance (touching the horse) over the rail.
- If the Judge discovers the reason for the official time out is not valid, they must order the entry back on the rail immediately.
- The Judge may grant official time outs for replacement of shoes, broken equipment or if the Judge finds justifiable reason, a time out for **spectator interference** with an Exhibitor's horse or performance.

- All official time outs will begin when the Judge acknowledges justifiable reasons, except for the replacement of shoes, in which the time out begins the moment the Farrier lifts the horse's foot. The Judge may allow time prior to the beginning of official time outs to locate the shoe.
- In the event a horse throws a shoe in the warm-up area after DQP inspection, the Exhibitor may choose to have the Farrier replace the shoe after the Exhibitor enters the show ring. The Exhibitor will receive an official time out with normal time out rules prevailing. The Judge will appoint an official timer to enforce this rule.
- The Judge will inspect any thrown shoes. If the Judge determines the shoe as questionable or illegal, the Judge will retain the shoe and excuse the rider and horse from the ring. The Show Manager will take control of the shoe and forward it to the SAC chairperson. Any violations will incur penalties to Exhibitor and Owner. (See Penalties)

1106. Tack Changes: The Show Manager determines the length of time allowed for a tack change between classes.

1107. Work Outs:

- The Judge shall not place any entry in a Work Out unless the entry shows both ways of the ring at all required gaits with sufficient time for all horses to have performed before each officiating Judge.
- Whenever the Judge calls horses for a workout, the Announcer must call for them in the order as requested by the Judge. At the end of the final workout in a split class, the Judge shall not require entries to back three or more steps a second time.
- There are two different types of workouts:

A. Split Class Work Out:

- In a large class of 21 or more entries in under saddle classes, the class shall split into two or more classes.
- Each split class shall not exceed 20 horses.
- The Judge will judge and tabulate each split as an individual class with the top six (6) scores from each split qualifying for the final Work Out.
- In the event of the split class, the judge will call in and judge the next class on the show bill in order to provide adequate time for the horses to rest before performing in the ring again.

B. Special Work Out:

- The Judge will judge all special Work Outs as a separate class.
- Any Judge may request a Work Out in any class by communicating through the Ringmaster.
- The Judge making the request must state the number of horses they want called to Work Out.
- If a majority of the judges agrees upon a Work Out, then the Ringmaster must be sure the judges know which horses are working out to fill the places and see if they wish to add other horses to those sent to the rail.
- In a Championship class, a horse that appears on only one judge's card must be included in the Work Out.

CHAPTER 12

DISQUALIFICATIONS & FAULTS

NOTE: This chapter covers DQs & Faults for conformation, show pleasure, trail pleasure & western classes. See Chapter 16 for faults concerning Versatility & Fun Classes.

1200. Discretionary instruction. After turning in the judge card and prior to announcement, the judge, may at their discretion, speak with Exhibitors in the lineup (especially in Youth Classes) as a means of instructing and encouraging compliance with RMHA show rules.

1201. CONFORMATION:

- Ringmasters will **EXCUSE FROM THE RING** for the following faults:
 - Unruly horse, i.e. endangers other horses or handlers.
 - Any Exhibitor or Handler who abuses an entry.
- **DISQUALIFIED FROM AN AWARD** for the following:
 - Parked or stretched out in stance (see Example A)
 - Exhibitor releasing the lead – at NO TIME shall the Exhibitor release the lead from their hand.
 - Illegal equipment or improper attire.
- **MAJOR FAULTS:** Horses will not place 1st, 2nd, or 3rd:
 - Hot or nervous behavior or excessive shying.
 - Conformation or structural weakness.
 - Excessive use of whip or other actions by Exhibitor (i.e. over showing) which may disturb other entries.
 - Exhibitor touching horse with hands, feet, whip, crop and/or lead any time after entering class.
- **MINOR FAULTS:**
 - Ears pinned.
 - Tail switches constantly showing bad temperament.

1202. UNDER SADDLE CLASSES (Show, Trail & Western Pleasure):

- Horses **EXCUSED FROM RING** for the following:
 - Unruly behavior, i.e. endangers rider or other Exhibitors.
 - Showing lameness, bleeding mouth or blood on any part of the body, including feet.
- Horses are **DISQUALIFIED** if they:
 - **Predominately** show a pace, stepping pace, trot, foxtrot, rack or canter.
 - Show hesitation or pointing of the front legs, which may indicate use of artificial training devices.
 - Are "squatting" in the rear and too far underneath themselves, not balanced.
 - Are "tailgating" on other horses, bumping, or cutting in front of other horses causing another horse to break gait.
 - Show excessive animation/leg action.
 - Illegal equipment or improper attire.

- **MAJOR FAULTS:** Horse will not place 1st, 2nd, or 3rd if they:
 - Do not perform each of three gaits with a distinct change of speed between each.
 - Fail to back properly in the line up or back up into a horse on either side of Exhibitor or, when backing, throw the head up or show resistance to backing, or have a gaping mouth when backing.
 - Exhibit improper headset, i.e. over tucked or nosed out. (See Example C)
 - Exhibit excessive speed.
 - Break gait, fail to maintain form, i.e. break gait in corners/curves of ring, hitch or skip, get strung out (out of form), nose out, or hard and rough riding.
 - Cause rider to bounce or ride rough in the saddle, rider bracing in stirrups.
 - Have excessive bit pressure, i.e. corner of mouth drooped, mouth open, horse traveling with head tilted to side to avoid pressure.
 - Exhibit unacceptable over-stride.
 - Fail to follow class protocol.
 - Fail to reverse toward the wall or rail of the ring (English protocol) or toward center ring (Western protocol).
 - Proceed to line up at any gait other than the Trail Walk.

- **ADDITIONAL WESTERN MAJOR FAULTS:** The horse will not place 1st, 2nd or 3rd if they:
 - Are not manageable under a light rein.
 - Fail to reverse toward center ring, not following proper protocol.
 - Fail to halt or stand quietly.
 - Refuse to execute, or incorrectly execute, the 360 neck reined turn on the hindquarters.

- **ADDITIONAL TRAIL PLEASURE MAJOR FAULTS:** No placing of 1st, 2nd, or 3rd if they:
 - Are not manageable on a loose rein.
 - Fail to respond immediately to the Exhibitor's commands.
 - Show tension, are not relaxed, or show resistant behavior.

- **MINOR FAULTS:**
 - Exhibit hot or nervous behavior, excessive shying, or sidetracking.
 - Ears pinned, tail switches constantly showing bad temperament.
 - Excessive and consistent nodding of head.
 - Backs up before Judge calls/signals for the back up.
 - Exhibitors "covering up" other Exhibitors in front of Judge.
 - Do not stand square in line.

CHAPTER 13

IN-HAND CLASSES

1300. Ring Protocol – Conformation:

- Conformation judging will begin upon each horse entering the ring. The Judge or Judges should stand mid-range on the entrance side of the arena. The Exhibitor will walk their horse towards the Judge. The Judge will watch the Exhibitor for a time to judge the movement of the horse both approaching and departing before signaling the next Exhibitor to enter the ring.
- Horses are to line up head to tail around the ring allowing two (2) horse spaces between horses at least 10 feet off the rail to permit the Judge(s) to view the horse from each side of the horse. Depending on the number of entries, the Judge may elect to request a change in the line-up, and the Exhibitor should follow the direction of the Judge as indicated by the Ringmaster.
- The leg and body position of the horse in the line up is to stand square. The profile of the horse when standing square should show no stretching. The horse shall stand quietly with all four feet flat on the ground and at least one front and one rear cannon remaining perpendicular to the ground. Exhibitors will position the horse so as not to obstruct the Judge's line of vision of the exhibited horse. Judges may request any Exhibitor to show their horse squarely. Failure to square up a horse will result in disqualification.
- At no time should the Exhibitor release the lead from their hand.
- The Exhibitor may not touch the horse with their hand, feet, crop or lead at **any time** after entering the ring.
- If the Exhibitor carries a whip, there can be no contact of the whip to the horse at any time.
- Judges will penalize an Exhibitor for "over-showing" their horse. "Over-showing" is when the Exhibitor's behavior strongly distracts attention from the horse, draws attention to the Exhibitor, and/or disturbs the presentation of other horses/Exhibitors.
- **In open mixed age/gender Conformation Classes, the Judge may ask an Exhibitor, via the Ringmaster, the age and gender of the horse. At the Judge's request, Exhibitor may show the horse's teeth.**

1301. Conformation: The description of a Rocky Mountain Horse® is:

- The height of the horse will be no less than 58 inches (14.2 hands) and no more than 64 inches (16 hands).
- Rocky Mountain mares under the age of three may show at 56 inches (14 hands).
- The Rocky Mountain Horse® shall have medium-sized bones with medium-sized feet in proportion to the body and a wide deep chest with a span between the forelegs.
- The fore and hind legs should be free of noticeable deformity.
- The horse should have sloping shoulders (ideally with an angle of 45 degrees), bold eyes, well-shaped ears, and a face, which is neither dished nor protruding.

- The head should be medium-sized in proportion to the body with medium jaws.
- The neck should be gracefully arched, medium in length and set on an angle to allow a natural carriage with a break at the poll.
- The horse must have a solid body color. There shall be no white markings above the knee or hock, except on the face where modest amounts of white are acceptable.
- Excessive facial markings (such as a bald-faced horse) are not acceptable.

1302. Criteria: Conformation – 80%; Temperament – 10%; Grooming/Trimming - 10%

- Entries in Conformation should exemplify the ultimate in conformation and structural correctness. They should be in sufficient good flesh to present a healthy appearance and should be neatly groomed and trimmed.
- Grooming: Hair and coat should be clean and well brushed, mane and tail should be clean and free of tangles, and hooves trimmed properly. (If shod, shoes must meet RMHA rules for shoeing.)
- Hair trimming shall consist of: Inside of ears, long hair on jaw, legs, pasterns and fetlocks. Bridle paths are optional.
- Whips/crops are optional and must not touch the horse at any time. Additionally, the Exhibitor is not to touch the horse with their hands, feet or lead at any time after entering the show ring.
- No horse's coat and/or mane and tail may have an artificial substance applied to change or cover up color. Minor touchups (i.e. for nicks, scratches) are acceptable above the knee only.
- For the International Show only: Weanlings and Yearlings will divide into two separate age group divisions according to the birth date of the horse:

CLASS A - Jan 01 - Apr 30
CLASS B - May 01 - Dec 31

1303. Class Protocol:

- Conformation judging will begin upon each horse entering the ring. The Judge or Judges should stand mid-range on the entrance side of the arena. The Exhibitor will walk their horse toward the Judge. The Judge will watch the Exhibitor for a time to judge the movement of the horse both approaching and departing before signaling the next Exhibitor to enter.
- Horses are to line up head to tail around the ring allowing two (2) horse spaces between horses at least 10 (ten) feet off the rail to permit the Judge(s) to view the horse from each side. Depending on the number of entries, the Judge may elect to change the lineup. The Exhibitor should follow the direction of the Judge as indicated by the Ringmaster.
- The leg and body position of the horse in the line up is to stand square. The profile of the horse when standing square should show no stretching. The horse shall stand quietly with all four feet flat on the ground and at least one front and one rear cannon remaining perpendicular to the ground. Position the horse so as not to obstruct the Judge's line of vision of the horse. Judges may request any Exhibitor to show their horse squarely. Failure to square up a horse will result in disqualification.

- The Exhibitor will not release the lead at any time.
- The Exhibitor may not touch the horse at anytime after entering the ring until the Judges turn in their cards.
- If the Exhibitor carries a whip, there can be no contact of the whip to the horse at any time.
- Judges may penalize an Exhibitor for "over-showing" a horse. "Over-showing" when the Exhibitor's behavior strongly distracts attention from the horse, drawing attention to the Exhibitor, and/or disturbs the presentation of other horses/Exhibitors.
- In conformation classes, the Judge may ask an Exhibitor, via the Ringmaster, the age and gender of the horse. At the Judge's request, Exhibitor may show the horse's teeth. In addition, the Judge may inspect any horse's mouth for age in any conformation class.

CHAPTER 14

UNDER SADDLE CLASSES

1400. Ring Protocol:

- In all RMHA under saddle classes, Exhibitors will show the horse in *three distinct gaits*: The Trail Walk, the Show Walk and the Rocky Mountain Pleasure Gait with no evidence of pacing, stepping pace, racking, trotting, foxtrotting, cantering, etc.
- The horse will enter the show ring at the Show Walk and proceed counterclockwise around the ring. If all entries are not yet in the ring, the Exhibitor first in line (and all others in line) must stop at the gate entrance but not block the entrance and shall stand at rest until all entries have entered the ring and the gate is closed.
- Judging begins with the closure of the gate.
- All entries must make at least one complete circle of the ring before the Judge asks them to move up to the Rocky Mountain Pleasure Gait.
- All entries must make at least one complete circle of the ring before moving down to the Trail Walk. Judges should take ample time to see each entry in the Trail Walk (minimum of 1/3 way of the ring or more at the discretion of the Judge) before asking for reverse travel. Exhibitors will turn their horse toward the rail if English class or toward center of the ring if Western.
- In the reverse way of the ring, the call of gaits shall be to continue the Trail Walk (a minimum of 1/3 way of the ring) followed by the Show Walk, then the Rocky Mountain Pleasure Gait, followed by the Trail Walk.
- Horses are to continue at the Trail Walk to the line up.
- In the line up, the horse is to stand square with no signs of stretching.
- During line up in English Protocol Under Saddle classes, the Ringmaster will direct Exhibitors to individually back their horses a minimum of three steps, move back to the line up, and stand square — not parked/stretched.
- During line up in Western classes (see Under Saddle –Western), the Ringmaster will direct Exhibitors to individually back their horses a minimum of four steps, backing clear of the lineup, and do a 360 degree neck reined turn, either right or left at the instruction of the Judge. The horse should turn on the hindquarters and demonstrate the horse's ability to neck rein. The horse will then return to the lineup and stand square—not parked/stretched.

1401. Judging Criteria for Show, Trail and Western Pleasure:

Gait - 75%; Equitation - 15%; Temperament - 10%

- The three gait speeds required in all Under Saddle Classes: Trail Walk, Show Walk, and Rocky Mountain Pleasure Gait.
- Place strong emphasis on consistency (not breaking gait), naturalness, and smoothness of the even, four-beat lateral gait and on the rider.
- Penalize the head set for over tucking (overly collected and behind vertical) as well as nosing out beyond the acceptable limits as if resisting the bit (see Example C).
- The illustration labeled Example D represents the maximum front end action for the Pleasure Style RM Horse.

- The hind leg stride is to be what is natural for the horse, from capping to a maximum of 18 (eighteen) inches overstride, i.e. same side toe-to-toe measurement. (See Example B)
- Color of the horse in the ring is not a determining factor in the performance of the horse.

1402. Show Pleasure Classes: Ring protocol will be English

- The Rocky Mountain Horse® should perform in a relaxed, quiet, but alert manner, exhibiting an alert attitude without nervousness or resistance and without excessive speed.
- Exhibitors should ride the horse on a light rein with moderate collection.
- The horse should demonstrate a head carriage at approximately 45 degree head angle and should provide an exceptionally smooth ride for the rider, i.e. well balanced, forward flowing motion, a free and easy ground covering gait which is a smooth, even, comfortable four-beat lateral gait.
- In show, horses are to back at least three (3) steps.

1403. Trail Pleasure Classes: Ring protocol will be English.

- The RM Trail Pleasure horse must perform with an effortless, comfortable gait, which encourages stamina and longevity on the trails.
- The horse should display an alert and willing attitude while performing in a relaxed and forward moving motion.
- The Trail Pleasure horse should carry its head in a natural and relaxed position appropriate to its conformation and MUST be consistently well mannered, responsive and quiet.
- The horse should exhibit a lateral four-beat gait with an even consistent cadence. The horse should not exhibit driving rear legs with a long overstride.
- The horse should be manageable on a loose rein.
- The Trail Pleasure classes do not include obstacles except for a Working Trail Pleasure with Obstacles Class. Judges look at the horse's ability to correctly and consistently provide the rider a RMH gait and safe, pleasurable ride on a loose rein.

1404. Western Pleasure Classes:

- The RM Western Pleasure horse performs in a relaxed, quiet manner, exhibiting an exceptionally smooth, comfortable ride without excessive action, speed or animation.
- The gait should be a balanced, flowing forward motion with a free and easy ground covering, smooth, even, lateral four-beat gait.
- Exhibitors should ride on a loose rein and **hold reins in one hand** at all times (reins cannot change hands during the class).
- Exhibitors may place a single finger between the reins when the end of the split rein falls on the side of the reining hand.
- When using a romal or when the Exhibitor holds the ends of the split reins in the hand not used for reining, Exhibitors may not place a finger between the reins. The rider may hold the romal or the end of split reins to keep them from swinging and to adjust the position of the reins, provided the reins are held at least 17 (seventeen) inches from the reining hand.

- While the horse is in motion, the rider's hands shall be clear of horse and saddle at all times.
- The head carriage should be natural (not high).
- The Judge may call for a "halt" on the rail to test for quietness.
- The Ringmaster will ask to back the horse at least 4 steps, clear of the lineup, and do a 360 degree neck rein turn (either to the right or the left at the direction of the Judge) to demonstrate the ability of the horse to neck rein and to turn on the hindquarters. The horse will return to the lineup and stand square, not parked/stretched.
- Failure to execute the 360-degree turn on the hindquarters is a major fault and the Exhibitor will receive a penalty.
- Judges will judge horses on their smoothness in performing the turn correctly and the horse's responsiveness to the rider.

1405. Amateur Classes: All riders in Amateur classes must have a current RMHA Membership Card and a current Amateur Exhibitor Card. The two class divisions follow:

- **Amateur Owned and Trained:**
 - The Amateur Exhibitor must own the horse they show in this class or their immediate family must own the horse. Immediate family is defined as spouse or minor children, whether they live in the same household or not.
 - The horse may not receive professional training in the last 180 days.
 - The horse may not have been in a professional training barn for any part of the 180 consecutive days immediately prior to showing or exhibiting.
 - A professional trainer or agent may not assist in a physical manner with the preparation, training, or exhibiting of the Amateur Owned and Trained horse for a period of 180 days prior to the show.
 - Violation of any rules regarding the Amateur Owned and Trained horse will result in penalties to the Exhibitor, Professional Trainer, or any agent thereof, and the horse involved, and these violators will lose their Amateur card and all points earned in any Amateur Owned and Trained class.
- **Amateur Rider:** Exhibitor's horse may be in professional training up to the day of the show.

1406. Novice Classes:

- Restricted to riders, 18 years old and older, who have never won a blue ribbon under saddle (other than in a Novice class). If a class Novice Horse and Rider, then neither horse nor rider is eligible to show if either has won a blue ribbon at any sanctioned RMHA show or at the International Show or the Novice High Point winner the previous year. There will be no stallions in Novice classes.
- If a Novice wins a blue ribbon in any class other than Novice, they must change their status to Amateur immediately at the show office and/or call the RMHA office to get an Amateur card for the rest of the show season. Show Managers are responsible for having the Exhibitor Card form on hand for the Exhibitor to change their status. Do not charge an additional card fee to upgrade to Amateur status.

1407. Youth Classes:

- In all Youth classes with participants age 11 and under, when Exhibitors are in the line up and after the Judge's card is turned in, the Announcer will state that one attendant (groom, parent, instructor, etc.) may join the Exhibitors for escort from line up to center ring and exiting the ring.
- Additionally, in 11 and under Youth classes, the Announcer will make official safety announcements prior to and during such classes instructing spectators of proper or improper behavior.
- All youth, 11 and under, regardless of the class, must wear ASTM-approved and SEI-certified protective headgear.

1408. Working Trail Pleasure with Obstacles:

- The Show Manager will choose three (3) obstacles from the list in Chap. 16, 1602. C.
- Prior to class start, show management will set up obstacles on one or both ends of center ring.
- Exhibitors will enter and go both ways of the ring prior to performing obstacles; OR,
- At judge discretion, individuals will break out to perform obstacles before returning to the rail.

CHAPTER 15

YOUTH SHOWMANSHIP and EQUITATION

No Stallions

1500. SHOWMANSHIP:

- **Criteria:** Exhibitor Appearance – 25%; Appearance of Horse – 25%; Exhibitor Showmanship – 50%
- Emphasis is on the Exhibitor and the presentation of the horse.
- Judges will not give consideration on the quality of the horse (the horse is merely a prop). However, judges will consider the horse's appearance.

A. Appearance of Exhibitor:

- The riding attire should be neatly pressed and boots polished and in good condition. The riding suit should fit the rider, and a moderate fullness is better than too snug a fit. Coat sleeves should be fingertip in length when standing. Hats and gloves are required.
- Exhibitors may use a whip but once the horse is set, neither the whip nor the hand is to touch the horse.
- Exhibitor's hair must be neat and well groomed. Exhibitors with long hair should have it styled so the back number is visible.
- Earrings must be smaller than a dime with no dangle. Oversized earrings, bracelets, bright or large hat feathers, corsages and flowers will disqualify the Exhibitor.

B. Appearance of Horse:

- Grooming: Coat is clean and well brushed. Mane and tail are clean and free of tangles. Hooves trimmed properly. If shod, shoes must fit properly and clinches should be neat.
- Trimming: Inside of ears, long hair on jaw, legs and pasterns. Trimming of fetlocks and bridle path are optional, however, both should be neat in appearance.
- Tack: Must be neat, clean and in good repair. Follow Conformation tack guidelines.

C. Showing Horse in Ring:

- Exhibitors should perform the showmanship pattern, which the Judge or Ring Steward will have posted at least two hours prior to class. At a minimum, the Exhibitor should prepare to lead horse at a walk as directed by the pattern, set up for inspection, back the horse, and turn the horse up to 360 degrees. No gaiting is required. Failure to follow pattern is a fault.
- Exhibitors should walk on horse's left side, with horse's throatlatch even with Exhibitor's shoulder. The horse should move freely and in a straight line. Exhibitors should hold lead shank in right hand, near halter, with remaining portion of lead held in left hand. A tightly coiled or rolled lead shank or one with fingers inserted or laced through the coils, will be a fault in showmanship.

- When posing the horse, the Exhibitor should stand toward the front facing the horse with his/her toes pointed toward the horse's eye or neck. The Exhibitor should not stand directly in front of the horse but always in a position where he/she can keep an eye on the Judge and keep the horse between the Exhibitor and the Judge. When posing the horse, do most of the showing with the lead shank. Over showing or undue turning, etc. is objectionable and is a fault.
- If asked to back, Exhibitor should use the press and release technique for backing the horse. The horse should back smoothly, one step at a time, as straight as possible.
- When turning the horse, always turn to the right around the horse in as small an area as possible and attempt to keep horses hind legs nearly in place.
- Exhibitors should present their horse using the quarter system. In this system, draw an imaginary line down his back and another across the middle dividing the horse into four sections. When the Judge is looking at either hindquarter of the horse, the Exhibitor stays on the same side as the Judge, with their toes pointed toward the horse's eye or neck. When the Judge looks at either front quarter, the Exhibitor crosses to the opposite side of the horse (see example E).
- If the Exhibitor touches the horse with their hand or kicks the horse's leg into position, that is cause for disqualification.
- Exhibitors may never change hands on the lead shank.
- The Exhibitor must not crowd other Exhibitors on either side or in front. Maintain one (1) horse length between all horses in the exhibition.
- When the Judge is observing other horses, each Exhibitor's horse should stand reasonably posed. Be natural.
- Be aware of the Judge's position at all times. Don't be distracted by persons and/or things outside the ring.
- Quickly recognize and correct faults of the horse. In addition, quickly respond to requests from the Judge and Officials. Be courteous and sportsmanlike at all times.
- Keep showing until the Judge places and excuses the entire class from the ring.

1502. EQUITATION: Performance – 50%; Gait – 30%; Appearance – 20%

A. Seat:

- The Equestrian Saddle Seat is a natural, coordinated and comfortable riding position and should in no way be rigid or exaggerated.
- A rider should convey the impression of effective and easy control and the general appearance of being able to ride for a considerable length of time with pleasure.
- To show a horse well, Exhibitors should show themselves to the best advantage. The Judge will consider ring noise and position.
- The appearance, presentation and alertness of the rider and their mount are paramount.

B. Mounting & Dismounting:

- To mount, take up reins in left hand and place hand on withers. Gather stirrup leather with right hand and insert left foot in stirrup. Place the right hand on

- o pommel. Swing right leg up and straight across horse's back to clear horse and saddle.
- o To dismount, rider should place both hands on pommel of saddle, raise straight up and with weight evenly distributed in both stirrups, remove right leg from stirrup and, keeping right leg straight, swing leg across clearing the cantle and horse. Rider may either step down or slide.
- o Riders 8-11 will not have to mount and dismount.

C. Hands:

- o Exhibitors should hold their hands in an easy position, waist or elbow height, over pommel with palms downward, slightly turned toward body, wrists rounded slightly.
- o The hands should be in a straight line to the horse's mouth, showing adaptability as well as control.
- o How and where the horse carries the head determines height of the Exhibitor's hands above the horse's withers. Hands and wrists should be flexible and not held extremely separated. (From rider's view, the hands should be in a V shape, close enough for thumbs to touch.) The fingers should close over the reins, firm but not rigid.
- o Use closed or crossed reins, with both hands on the reins, and the bight (the excess reins behind the hands) of the reins should be on the off side of the horse (the side of the horse's shoulder the rein ends should lie—as you sit in the saddle, the bight would be off to the right side).

D. Basic Positions:

- o To obtain proper position, rider should sit comfortably in the middle of the saddle and find the center of gravity by sitting with a slight bend at the knees, without use of the stirrups.
- o While in this position, have stirrup leathers adjusted so that irons will be under the ball of the foot with even pressure on entire width of sole and center of iron.
- o The foot position will be natural and comfortable, the knee and thigh should roll inward and the heel extends slightly lower than the toes.
- o The Exhibitor should hold the lower leg naturally away from the horse (depending on the anatomy of the rider/horse). Knee should rest against the saddle.

E. Position in motion:

- o The position in motion should be natural, coordinated and graceful, attained only with practice.
- o From the side, draw an imaginary straight line perpendicular to the ground through the rider's head, neck, shoulder, hip and ankle.
- o The rider's toe should never be any more forward than their knee, thereby keeping their center of balance directly above the feet and ankles.
- o Upper arms should fall naturally from the shoulder toward the hipbones and should be flexible, never clutched to the body, extended forward or spread away from the body.
- o Hands should be in a comfortable waist level position depending on how and where the horse carries its head. The use of the hands should be smooth and gradual, without jerking or pumping at any gait or jerking on the reins when at a stand still.

F. Appointments (Attire):

- o Neat, properly fitted riding habit. Habit should have two or three button type coat, in navy, dark brown, dark gray, or black with matching accessories, day or evening. Exhibitors may use evening attire regardless of time of day or evening, but judges will not give credit over non-evening attire. A riding habit consists of

coat, pants, and vest and all three pieces must be of the exact same color (pinstripes are acceptable as long as all 3 pieces are pin striped). In the summer, a matching straw hat is acceptable.

- Riding suits should be neatly pressed and Jodhpur boots polished and in good condition. The riding suit should fit the rider, and a moderate fullness is better than too snug a fit. Coat sleeves should be fingertip length when standing and jodhpurs should be no more than one inch above boot heel when mounted on the horse. Always use Jodhpur straps (underpasses).
- Hats and gloves are required.
- The rider's hair must be neat and well groomed—style long hair so that judges can easily see the back number.
- The following are unacceptable: Riding coats of bright color, plaid, stripe, brocade or sequins, added decorations of sequins, scrollwork, rhinestones, large earrings (should be smaller than a dime, no gemstone, and no dangle), bracelets, corsages, flowers, flying hair ribbons, colorful or large hat feathers, or white gloves.

G. Tack:

- Bridles should be of the type commonly used with English saddles. Use with a single set of reins.
- No brow bands decorated with rhinestones.
- No martingales or similar tie downs.
- Saddles are to be the flat, English type, and of the correct size for the rider. No forward seat or Western saddles.
- Unacceptable: Bit mouthpieces made of chain, bicycle chain, saw chain, wire, twisted wire or twisted mouthpieces, including but not limited to single wire, double wire, straight wire, jointed wire, twisted wire bits or twisted bits of any kind. In addition, no wrapped bits. No double mouthpieces or bits the judge considers inhumane.
- Curb chains and straps must be at least ½ inch wide, lie flat, and be loose enough to insert two fingers between the chain and chin.

H. Routine (pattern): The Judge (or Show Manager) is to provide a designated pattern required of every Exhibitor in the class.

- Enter the ring at the Trail Walk, turn to the right and proceed in a counter clockwise direction. The class shall proceed until all entries have passed the Judge doing all three gaits as follows: Trail Walk, Show Walk, and Rocky Mountain Pleasure Gait then back to Trail Walk.
- Reverse with the same gaits and walk to the lineup.
- All entries MUST back readily without losing form, pumping, or pulling reins.
- Riders MUST reverse toward the rail.
- Entries shall line up on command and the Judge may require of any or all riders one of the following tests:
 - Address the reins: a quick check of muscular control & hand sensitivity.
 - Dismount and mount as quietly and as gracefully as possible.
 - Individual performance on rail, use any or all gaits.
 - Ride without stirrups, use any or all gaits.
 - All Riders must have 2 (two) cards in their vest pocket with a one minute routine on each card. If a Judge asks the Exhibitor for an individual workout, the Exhibitor must give the Judge both cards (one for the Judge and one for the Announcer). The Judge may ask the Exhibitor for their cards to check to see if they are prepared.
 - The Individual Working Pattern, which the Judge must post at least TWO (2) HOURS before start of class time (if there is to be a workout for all individuals).

CHAPTER 16

VERSATILITY & FUN CLASSES

1601. PLEASURE DRIVING: Performance - 70%; Temperament - 20%; Fit, Condition, and Appropriateness of Harness & Vehicle, Neatness of Driver – 10%

- The Trail Walk, Show Walk and Rocky Mountain Pleasure Gait are required both ways of the ring.
- Horses are to enter the ring counterclockwise at the Show Walk.
- One horse rigs only, no teams, no drivers under 18 years of age, no passengers.
- The Judge will evaluate the Pleasure Driving Horse qualities of the horse in harness.
- Performance of the horse is paramount. Elaborateness of the rig is not a factor in judging.
- Exhibitors will execute the reverse on the diagonal across the center of the ring at the Trail Walk. If a center platform is in the center of the ring, the Exhibitors will work around it.
- For purposes of safety during line up, a header is required for each entry. The leader may release and hook the overcheck as needed and may attach a lead to the horse. Header is not to touch the horse otherwise.
- Backing is not required.

Attire:

- Ladies: Conservative blouse, long skirt (no skin visible), or shirt and slacks/jods, saddle suit, or a day coat and slacks/jods.
- Men: Business suit, saddle suit or sports jacket and slacks.
- Gloves are required for both men and ladies.
- Lap robes and hats are optional for men and ladies.
- Headers must have neat, clean attire (no shorts, T-shirts, tennis shoes or sandals).

Tack:

- Any safe, serviceable, two-wheel cart or four-wheel buggy is acceptable.
- Liverpool bit or snaffle-driving bit fitted without flash noseband. Unacceptable: See Chapter 9 for additional criteria.
- A whip is mandatory. Length of the whip will not exceed six (6) feet including popper.
- Harness should be leather or patent leather with square matching leather blinkers, and may include side check or over check, and running martingale. It is appropriate for the harness to match the vehicle, though harness is traditionally black.
- No horse collars.

Faults: Judges will **EXCUSE** horses from the ring for the following:

- Unsafe behavior.
- Exhibitor having an unsafe vehicle or harness.
- Excessive speed.

Major Faults: Horses will not place 1st, 2nd, or 3rd:

- Erratic movement.
- Not standing quietly in lineup.
- Excessive animation/leg action.

1602. TRAIL OBSTACLE CLASS:

- Casual Attire.
- Judges score on the horse's ability to complete the trail course.
- There will be a minimum of eight (8) and a maximum of 10 obstacles.
- There will be a six (6) minute time limit to complete the course.
- Time starts when horse moves from the start marker toward the first obstacle.
- Judges disqualify Exhibitors if they do not complete the course in six minutes.
- Show Management will have a timer available to clock the time.
- Each Exhibitor may have three (3) attempts at each obstacle and must then proceed to the next obstacle.
- The Show Secretary's office will post the location pattern of the trail course and the order in which the Exhibitor is to compete at least one (1) hour prior to the scheduled class start. Judging will be by age (youth and adult).

Disqualifications (DQs):

- Exceeding time limit.
- Taking an obstacle from wrong direction; negotiating obstacle from the wrong side.
- Skipping an obstacle, unless directed by the Judge.
- Negotiating obstacles in the wrong sequence and off pattern.

Trail Score Sheet: +1½ - Excellent; +1 - Very Good; +½ - Good; 0 - Correct; -½ - Poor; -1 - Very Poor; -1½ - Extremely Poor

- Penalty ½: Each tick of log, pole, cone or obstacle.
- Penalty 1: Hit or step on; Incorrect gait two (2) strides or less; Failure to meet the correct strides over obstacles.
- Penalty 3: Break gait over two (2) strides; Out of correct gait; knockdown; step out or jump off with one (1) foot.
- Penalty 5: Failure to follow the correct line of travel within or between obstacles; drop object; first refusal or evade; second refusal; loss of control at gate, use of either hand; step out or jump off obstacle with more than one (1) foot; blatant disobedience; failure to complete obstacle.
- Penalty Score 0: Use of more than one (1) finger between reins if riding Western. Switching off hand if riding with two (2) hands. Performing obstacles incorrectly or other than in specified order. No attempt to perform obstacle; equipment failure; excessively touching horse; fall to the ground; failure to enter, exit or work obstacle from correct side or direction, including overturns of more than ¼ turn; failure to work an obstacle other than how it's described; outside boundary marker of arena or course area; third refusal.

Obstacles: Must include eight (8) and no more than 10 of the following obstacles and standards. Unacceptable obstacles are tarps, unsafe wooden bridges, PVC pipes, any obstacle, which could easily fall, and any obstacle, which could endanger the horse and rider.

- Mailbox, teeter-totter, hanging curtain (streamers or solid).
- Back horse through "L" shaped course (logs, large poles or bales of hay suggested) on the ground: 28" minimum space between the poles; elevated: 30" minimum between the poles.
- Ride over Wooden Bridge (may be plywood set to simulate sound and appearance of bridge). Suggested minimum width shall be 35" wide and at least 6' long. Bridge should be sturdy and safe. Horses should show willingness to stand quietly on the bridge and not rush off.
- Ground-tie horse, walking a full circle around the horse at least ten feet from the horse's body.
- Water Hazard.
- One jump (not less than 14" or more than 24" high) (ride over obstacle).
- One jump (not less than 14" or more than 24" high) (lead over obstacle).
- Side-pass pole on the ground, either direction or both directions.
- Gait a circle.
- Exhibitor to put on and take off rain slicker while mounted.
- Pick up and transfer object from one point to another (i.e. move a sack of cans from one barrel to another—barrels should be at least 12 feet apart).
- Turn on the haunches or turn on the forehand in a designated area.
- Ride over at least four (4) poles or logs at a walk. Logs can be in a straight line, curved, zigzag or raised. The space between the logs is measured and the path the horse is to take should be measured. Spacing between the poles should be between 15-24 inches; walkover should be between 3 to 4 feet. Elevated walkover should be a minimum of 22 inches apart. Gait-over obstacles are not elevated.
- Walk on loose rein as described for Trail Pleasure Class.
- Gait on light/loose rein as described for Trail Pleasure Class.

1603. BAREBACK CLASS: Gait - 80%; Temperament - 20%

- Casual Attire.
- Judge will score on ability to maintain good balance on the horse at all gaits.
- No use of spurs or whips.
- Class protocol is English.

Faults: Judge will **EXCUSE** from the ring riders who fall from their horse.

Major Faults: Horse will not place 1st, 2nd, or 3rd if rider:

- Does not keep both hands on the reins at all times.
- Holds onto the horse's mane (to maintain balance).
- Does not maintain good riding posture/balance, i.e. no slouching over the Horse's withers or leaning backwards to ride on the Exhibitor's tailbone with legs stretched forward.
- Loses seat, i.e. slides/falls partially from the horse.

1604. POLE BENDING:

- Casual Attire
- This is a timed event. The Exhibitor with the shortest time and least faults wins.
- No chaps, spurs, or crops.
- All contestants will start from a clearly visible line.
- Horses **MUST** perform the RMH Pleasure Gait and maintain form throughout the entire course.
- The pole bending pattern is run around 6 (six) poles.

- Each pole is 25 (twenty-five) feet apart and the first pole will be 15 (fifteen) feet from the starting line.
- A horse may start either to the right or to the left of the first pole and then run the remainder of the pattern accordingly.
- There will be a five (5) second penalty for each pole the rider knocks over and for each pole the rider's hand touches.
- Show Management will designate a timekeeper who will announce the horse's time immediately following the run.

Disqualifications:

- Horses that break gait, except in the "hair pin" turn at the end of the straightaway when the horse may double step/cross step in order to turn sharply.
- Failure to follow the course, including negotiating obstacles in any other than the specified order, the wrong direction, stopping, circling, backing, or reversing direction of movement in order to correct improper passing of an obstacle.
- Standing in stirrups.
- Any deviation from the pattern or being off course.

1605. COSTUME CLASS:

- Originality of Costume - 85%; Temperament - 15%
- Tack may be English or Western.
- Ring protocol is English.
- This is a fun class and emphasis is on the THEME and UNIQUENESS of the Exhibitor's costume.
- At judge discretion, Trail or Show Walk.
- Exhibitors are encouraged to submit a description/explanation of their costume theme at the time they register for the Costume Class.

1606. COUPLES/PAIRS CLASS:

- Gait - 80%; Performance - 20%; Temperament - 10%
- All couples are to ride in unison; holding hands is optional.
- Maintain the natural four-beat, smooth lateral gait throughout the class.
- Attire is the choice of the rider.
- Adult classes will be required to back but Youth classes are not required to back unless so requested by the Judge.

Major Faults: Entry will not place 1st, 2nd or 3rd:

- Horse showing unruly behavior or shying.
- Getting into horse's mouth causing halting, tossing of head or balking.
- Not keeping in unison with the partner.

1607. LEAD LINE CLASS:

- **Attire:** Lead Line Riders MUST HAVE unrestricted, safe footwear (smooth soles and a heel) and ATSM-approved or SEI-certified headgear.
- **Tack:**
 - A halter with lead—may be either over or under bridle.
 - In lieu of this, use a halter/bridle combo with lead attached.
 - Lead Line handlers must have neat, clean attire (no shorts or T-shirts, tennis shoes or sandals).

1608. WATER GLASS:

- Objective is to demonstrate a smooth gait of horse under saddle.
- Western or English Tack/Attire.
- Exhibitor enters arena and receives a glass they fill with water.
- Exhibitors may use only one hand to hold the glass. The hand may not cover the top of the glass. The rider should hold the glass out and away from the body of the horse and rider. The rider should hold the glass as if the rider were drinking out of it.
- When the glasses are full, the Exhibitors are put on the rail and perform the three gaits going both ways of the ring with noticeable change in speeds.
- Upon completion of the rail work, Exhibitors will go to center ring.
- The Exhibitor with the most water remaining in the glass wins.
- If there is a tie, judges may have exhibitors back their horse and/or dismount and remount.

1609. MENTOR & ME:

- Designed to display how the "Mentor" (adult over 18 yrs of age) and "Me" (youth between the ages of 8 yrs and 17 yrs) work together to get the best performance possible from their horse.
- Class is judged on:
 - Consistency of the horse between riders
 - Quality of gait, and
 - Responsiveness of the horse to rider cues.
- The "Mentors" show their horse the first direction of the ring (counter clockwise) at the trail walk, show gait, and pleasure gait.
- The "Me" youth will be in the center of the ring awaiting their turn. If a "Me" requires different tack, they will have this in the ring with them.
- After completion of the three gaits, the mentors will then line up their horse under the direction of the ringmaster.
- Mentors dismount together, adjust or change the saddle/stirrups and give the horse to their youth "Me".
- After all the youth are on their horses, they will go to the rail. The mentors move to center ring to watch.
- The youth continue the class in the opposite direction of the ring (clockwise). They will show at the trail walk, show gait, and pleasure gait.
- The youth will then line up under the direction of the ringmaster and mentors will stand by the youth in the lineup.
- Judge/ringmaster will then ask the youth to back their horse.
- As the youth receive their ribbon, the mentors will walk the youth (who are still mounted) out of the ring.
- The "Mentor" and the "Me" will split the prize money as they see fit but both receive ribbons and trophies.

CHAPTER 17

SHOW RULE VIOLATIONS, EVALUATIONS & COMPLAINTS

1701. Complaint/Evaluation & Show Rule Violation Procedures:

- The Show Rules herein are the basis for the identification and interpretation of all Show Rule violations.
- During a show, RMHA/SAC or Show Management will handle on-site violations that are obvious and that they can confirm.
- In the event of an offense, the Show Manager may disqualify that person and horse from further participation in the show.
- Show Management will also report any such offense to the Show Advisory Committee where the SAC Chairman may recommend further action to the RMHA Hearing Panel.

1702. Processing Complaints and Evaluations:

- Some rules by their very nature may not be easily resolved on-site and may require filing a complaint or evaluation.
- RMHA will handle complaints in the manner specified for complaints in the Bylaws and/or General Rules and these Show Rules.
- Process complaints of violations that occur at affiliated shows and at the Annual International Rocky Mountain Horse® Show as follows:

A. On Site Complaints:

- Lodge complaints (on-site) by completing a Show Evaluation Form obtained from the RMHA Web Site, the Show Manager or SAC Chairman (See Exhibit 4).
- Complete the form with the name, address, phone number and RMHA membership number of the person filing the complaint or evaluation.
- A fee of \$100.00, payable to RMHA, must accompany the complaint form. If complaint/violation results in a guilty verdict, RMHA will refund the fee.
- Rule/show evaluations do not require a fee. SAC will review evaluations and/or recommendations for inclusion/exclusion in the next year's show booklet.
- Include a description of the incident, including the name of the alleged violator, (e.g. Exhibitor, Owner, Trainer, Horse, etc.), the date and the nature of the complaint or evaluation, the name of the show and show location, and if relevant, the name of the horse and class.
- Give the original form directly to the Show Manager or SAC Chairperson with a \$100 filing fee. The fee is refundable if RMHA validates the complaint.
- If the Show/Rule Complaint Form is not available, write a narrative with all pertinent information and give it to the Show Manager with the \$100 fee.
- The person filing the complaint or evaluation should keep a copy for their records.
- The Show Manager will forward the complaint or evaluation to RMHA Headquarters within 10 working days.

B. After Show Complaints:

- Except as provided in paragraph C. below, persons who do not report all show-related complaints on site may report them (with all required details) to RMHA Headquarters or the SAC Chairperson and provide a complaint fee of \$100.
- The fee is refundable to the complainant if RMHA finds the person(s) guilty through the complaint process as defined in the Bylaws and/or General Rules.

C. Members of Board of Directors, Committee Members or Show Management:

- Any member of the Board of Directors, SAC, ISC, SJC, or Show Management (i.e. Secretary, Judge, Steward, DQP, etc.) may file a complaint/evaluation they observe within or outside the ring, to the SAC Chairperson (or in absence of SAC, to the Show Manager) at any time during or after the show.
- There is no complaint fee, however, they should complete the Show Evaluation Form, or a modification thereof, with full details of the complaint/evaluation and file it with the SAC Chairperson.

D. No Time Limit: There is no time limit set for filing a complaint or evaluation by the person(s) identified in paragraph C. above, e.g., during review of show classes and / or recording of High Points, etc., the Show Manager or Tabulator may find violations of Show Rules, By-laws and/or General Rules that occurred during the show.

E. Complaint Review:

- The RMHA Executive Director and the SAC Chairman will review written complaints and/or evaluations regarding show rules and regulations, exhibitors and trainers. The ED and SJC Chairman will review complaints/evaluations regarding judges. Those complaints unresolved but significant will appropriately warrant referral either to the RMHA BOD or the RMHA Hearing Panel for resolution.
- If the complaint does not comply with Show Rules or Judging Rules, the respective chairman will forward the complaint to the Hearing Panel for resolution.
- The process followed by the RMHA Hearing Panel will be in keeping with the current Bylaws and or General Rules.
- RMHA will initiate the Hearing Panel procedure the date the SAC Chairperson provides the complaint/evaluation.

F. Additional: If the DQP files a citation with USDA under the HPA, RMHA will consider it a Show Rule Violation and may impose additional penalties if the party is in violation.

1703. Penalties:

- SAC and/or the Hearing Panel may impose penalties for violations that are not specifically in this section (i.e. shoeing violations, illegal toe length, illegal equipment or attire, etc.).
- As used in this section, "consecutive days" begins at the time of a SAC or Hearing Panel decision unless the violation is discovered and ruled as valid after the completion of the current show year. In this case, "consecutive days" begins with the date of the first show of the following show year.

- The “no showing” penalty and the assessment of fines will apply to the Owner(s), Trainer(s), and/or Exhibitor(s) of the horse as well as the horse itself.
- A “no showing” penalty will include any RMHA-sanctioned show, RMHA International Show, exhibition or other event that promotes the RMHA in any way.
- The SAC (by filing a complaint) may recommend giving a violation to the Hearing Panel for consideration of further penalties.
- In addition to any other penalty imposed by the Show Manager or the Hearing Panel, an Exhibitor and/or horse will forfeit points/awards as follows:
 - Violations of Chapter 1 of these Show Rules (General Show Information): If any person or horse is in violation of Chapter 1, then said horse will forfeit any points/awards gained during the current show year and the Exhibitor will forfeit any points/awards earned while using said horse.
 - Violations of Chapter 2 (Standards of Ethical Conduct): If any person is in violation of Chapter 2 then such person and any horse exhibited by said person will forfeit any awards/points gained during the show at which the violation occurred.
 - Violations of Chapter 6 (Exhibitors) - Falsification of Status: If any person has misrepresented their status as an Amateur or Novice, said person will lose such status and forfeit all points/awards earned while showing under such status.
 - Violations of Chapter 11 (Show Ring Rules and Protocol): If a horse is in violation of this section, then both the horse and Exhibitor will forfeit any awards/points gained during the show at which the violation occurred.
- In addition, the following will be imposed for violations of these Show Rules as described:

1st offense:	30 consecutive days/no showing- \$100 fine
2nd offense:	60 consecutive days/no showing- \$200 fine
3rd offense:	90 consecutive days/no showing- \$300 fine
- Falsification of Novice status shall result in Disqualification (loss) of the Novice status and earned points.
- Falsifying an application for the Amateur Status Card is a violation of the rules and will result in penalties. (See Penalties.) Any person who is, under these rules, a Professional and who knowingly and falsely presents themselves as an Amateur may be subject to further disciplinary action (in addition to Penalties).
- Violation of any Amateur Owned and Trained rules will result in penalties to the Exhibitor, Professional Trainer or any agent thereof, and the horse involved, and these violators will lose their Amateur card and all points earned in any Amateur Owned and Trained class. (See Penalties.)
- Falsifying a Professional RMHA application is a violation of show rules and will result in penalties.

CHAPTER 18

FORBIDDEN SUBSTANCES, DRUGS & MEDICINES

1801. Forbidden Substances and Drug Testing:

- RMHA prohibits Exhibitors from showing a horse if it has been administered any forbidden substance.
- A forbidden substance is any stimulant, depressant, tranquilizer, steroid or local anesthetic, which might affect the performance of a horse.
- Stimulants and depressants are medications, which stimulate or depress the circulatory, respiratory or central nervous systems and enhance the horse's performance (e.g. Ginger).
- Prohibited are any drugs, regardless of how harmless or innocuous they might be, which by their nature may mask or screen the presence of the aforementioned prohibited drugs or prevent or delay testing procedures. The RMHA reserves the right to drug test any horse at any time at any RMHA-sanctioned event.
- RMHA cautions Exhibitors against the use of medicinal preparations and tonics of any kind, whether administered externally or internally, which may contain forbidden ingredients and quantitative analysis of unknown substances.
- If a horse tests positive for a forbidden substance and/or masking agent, RMHA will hold a hearing in accordance with RMHA rules. Persons found guilty of subjecting a horse to such forbidden substance and/or masking agent may receive a fine, suspension from all competition, may have their horse suspended for a specified period of time, and/or may be subject to revocation of membership.
- The Judge or DQP may request a drug test at any time during the course of a show.
- If an Owner, Trainer or Exhibitor is guilty of violating this rule, the Owner, Trainer and Exhibitor will pay the expenses incurred for the drug testing and all appropriate penalties. (See Penalties) The RMHA will pay for the drug testing expense if the drug test is negative thus clearing the Exhibitor, Owner or Trainer of all charges.
- The formal filing of a medication report with Show Management is defense to the charge of the forbidden drugs and medications rule. Obtain the medication report from Show Management.

1802. Drug and Medication Protocol:

- Every horse competing and/or exhibiting at a RMHA-sanctioned class, show or event shall be subject to the Drugs and Medication Rule and the horse shall comply with this rule at all times while competing/exhibiting in any and/or all classes and/or division at that competition or exhibition.
- Horses competing at a RMHA-sanctioned class, event or show are subject to examination and collection of blood and urine samples by a licensed Veterinarian.

A. Responsibility:

- Show Management will oversee and implement drug testing at sanctioned shows if necessity arises.
- Show Management will appoint the Veterinarian. The exam may include physical collection of blood and/or other procedures at the discretion of the Vet as necessary to accomplish the purpose of this rule.

- The International Show Committee (ISC) will oversee and implement drug testing at the annual International RMHA Show, as required.
- Individuals actually carrying out the drug-testing program (i.e. Assistant, chaperone for horse, etc.) at the International Show should be disinterested members of the RMHA and not from an outside organization. This will ensure the RMHA program is as prescribed by the RMHA Board.
- The contract with the entity providing management for the International Show must contain explicit language requiring full cooperation of such entity in carrying out the Drug Testing Program properly.
- The Judge will notify the Ringmaster of horse(s) selected for drug testing and the Ringmaster will inform the Exhibitor. If DQP is requesting the drug testing, they will inform Show Management who will inform the Exhibitor. Horses will be drug tested after showing in said class.

B. Cooperation with the Veterinarian and/or their agents:

- Taking the horse immediately to the location selected by the Veterinarian and/or agent(s) for collection of samples;
- Assisting the Veterinarian and/or their agent(s) in obtaining the sample promptly, including but not limited to, removing equipment from horse, leaving it quietly in the stall and avoiding any distractions to it.
- Non-cooperation includes: Schooling, lengthy cooling out, bandaging or other delays of this type.
- Polite attitude and actions toward the Veterinarian and/or their agent(s). Non-cooperation will result in disciplinary action. (See complaint and show rule violation procedures.)

C. Procedure:

- After selection, the horse must exit the ring and proceed directly to the DQP station.
- Upon exiting the ring, the designated RMHA chaperone will identify themselves to the Exhibitor or Handler and will escort the horse to the DQP and then directly to the testing barn.
- Neither the chaperone nor any person, except the Exhibitor or Handler, may touch the horse until it is under the supervision of a Veterinarian.
- RMHA recommends the Exhibitor or Handler only touch the reins or lead of the horse until it is under veterinary supervision.
- The Exhibitor will remove all tack under the supervision or at the direction of the Veterinarian.
- The drug testing Veterinarian will submit the properly identified collected samples of blood and urine to an approved laboratory as selected by the Show Management.
- The collected samples shall remain in the care, custody and control of the drug testing Veterinarian until submitted to the designated lab maintaining a clear chain of custody.

Exhibit 1 ACRONYMS

AOT	Amateur Owned & Trained
©	Copyrighted
DQ	Disqualification or Disqualified
DQP	Designated Qualifying Personnel (Person)
ED	Executive Director
EMT	Emergency Medical Team
ES	Equipment Steward
FOSH	Friends of Sound Horses
HQ	Headquarters
ISC	International Show Committee
O & T	Owned and Trained
OPR	Office of Primary Responsibility
®	Registered
RMHA	Rocky Mountain Horse® Association
SAC	Show Advisory Committee
SJC	Show Judging Committee
Vet	Veterinarian
YO	Year Old

Exhibit 2 Required 2010 Show Bill

Show Managers may add but not delete or change the following required classes.

Conformation Classes

1. Yearling Fillies & Colts
2. 2-Yr Old Fillies & Colts
3. Junior Conformation (3 & 4 YO)
4. 5-Yrs & Over Conformation

Under Saddle Classes

5. Western Pleasure
6. Youth (12-17) Trail Pleasure
7. Amateur Trail Pleasure
8. 3-YO Trail Pleasure
9. Youth (8-17) Western
10. Trail Pleasure Geldings
11. Amateur Owned & Trained Show Pleasure
12. Youth (12-17) Show Pleasure
13. Show Pleasure Stallions
14. Trail Pleasure Mares
15. Youth (8-11) Trail Pleasure
16. Men's Show Pleasure
17. Youth (8-11) Show Pleasure
18. Youth (8-17) Trail Pleasure CHAMPIONSHIP
19. Working Trail Pleasure w/ Obstacles
20. Youth (8-17) Show Pleasure CHAMPIONSHIP
21. Ladies Trail Pleasure
22. Amateur Show Pleasure
23. Show Pleasure Mares
24. Trail Pleasure Stallions
25. Ladies Show Pleasure
26. Men's Trail Pleasure
27. Novice Trail Pleasure
28. 3-YO Show Pleasure
29. Amateur Owned & Trained Trail Pleasure
30. Show Pleasure Geldings
31. Trail Pleasure CHAMPIONSHIP
32. Show Pleasure CHAMPIONSHIP

**ROCKY MOUNTAIN HORSE ASSOCIATION
Complaint Form**

NOTE: A fee of \$100.00, payable to RMHA, must accompany this form. RMHA/HQ Executive Director will provide information to the responsible Committee Chairman who will recommend it to the Hearing Panel. If the complaint or violation results in a guilty verdict, RMHA will refund the fee to the individual filing the form.

I am filing a complaint / violation on _____
(name of judge/rule/person)

The incident happened at _____ (location)

Date of Incident: _____

Description follows: (Provide clear and factual details. Use reverse, if needed.)

Print Name: _____ Date: _____

Address: _____

PHONE: _____ E-Mail: _____

Signature: _____

OPR: RMHA/SAC
Date: 14 Nov 2009
Board Approved: 14 Nov 2009

Send Form to: RMHA/HQ
Attn: Don Vizi
4037 Iron Works Pky, Ste 160
Lexington KY 40511

TRAIL OBSTACLE SCORE SHEET

Exhibit 5

Judge: _____ **Class:** _____ **Date:** _____

Scores: +1½ - Excellent; +1 - Very Good; +½ - Good; 0 - Correct; -1/2 - Poor, -1 - Very Poor; -1½ - Extremely Poor

1. **Penalty ½:** Each tick of log, pole, cone or obstacle.
2. **Penalty 1:** Hit or step on; Incorrect gait two (2) strides or less; Failure to meet the correct strides over obstacles.
3. **Penalty 3:** Break gait over two (2) strides; Out of correct gait; knockdown; step out or jump off with one (1) foot.
4. **Penalty 5:** Failure to follow the correct line of travel within or between obstacles; drop object; first refusal or evade; second refusal; loss of control at gate, use of either hand; step out or jump off obstacle with more than one (1) foot; blatant disobedience; failure to complete obstacle.
5. **Penalty Score 0:** Use of more than one (1) finger between reins if riding western; switching off hand if riding two (2) handed; performing obstacles incorrectly or other than in specified order. No attempt to perform obstacle; equipment failure; excessively touching horse; fall to the ground; failure to enter, exit or work obstacle from correct side or direction, including overturns of more than ¼ turn; failure to work an obstacle other than how it's described; outside boundary marker of arena or course area; third refusal.


W/O	Entry No.	Obstacle Description	1	2	3	4	5	6	7	8	9	10	11	12	Penalty Total	FINAL SCORE
		Penalty Obstacle Score														
		Penalty Obstacle Score														
		Penalty Obstacle Score														
		Penalty Obstacle Score														
		Penalty Obstacle Score														
		Penalty Obstacle Score														
		Penalty Obstacle Score														
		Penalty Obstacle Score														
		Penalty Obstacle Score														
		Penalty Obstacle Score														

EXAMPLE A - Line-up and Halter Stances

Ideal



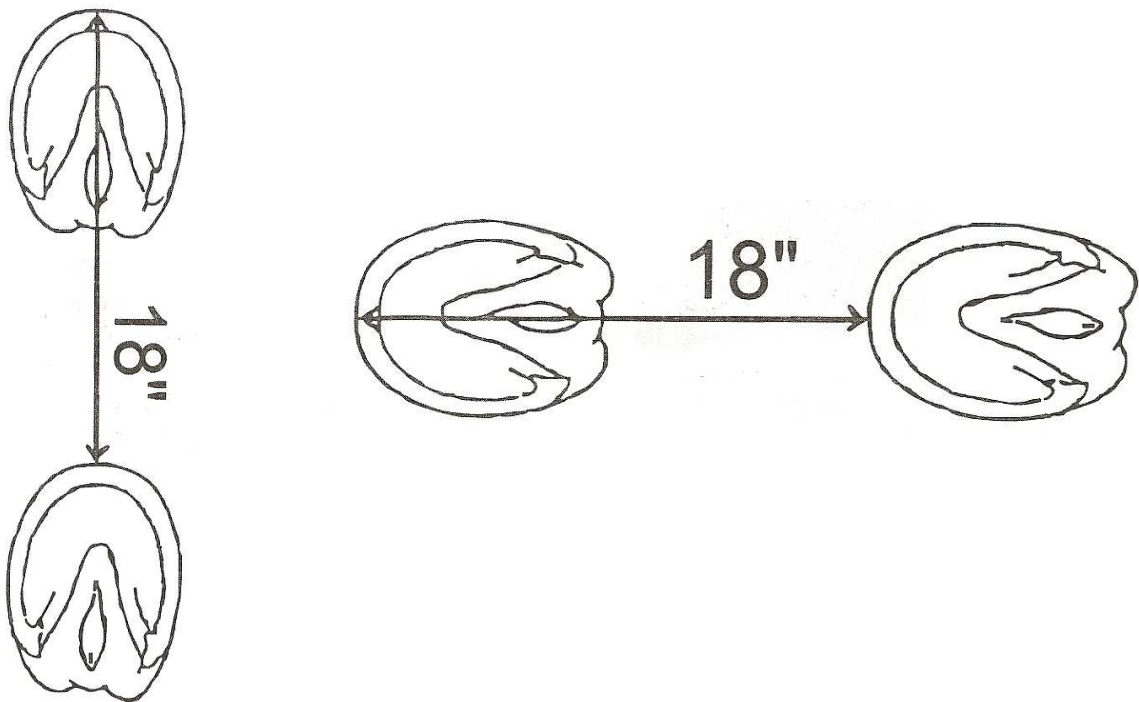
Unacceptable



EXAMPLE B - Overstride

Overstride is not to exceed 18 inches measured from toe to toe of the hooves on the same side. If measured from the toe of the hind foot to the back of the fore foot, the distance would be between 13 and 14 inches.


Capping is when the hind foot sets down in the exact same print as the fore foot.



EXAMPLE C - Ideal Headset



EXAMPLE D - Range of Leg Motion

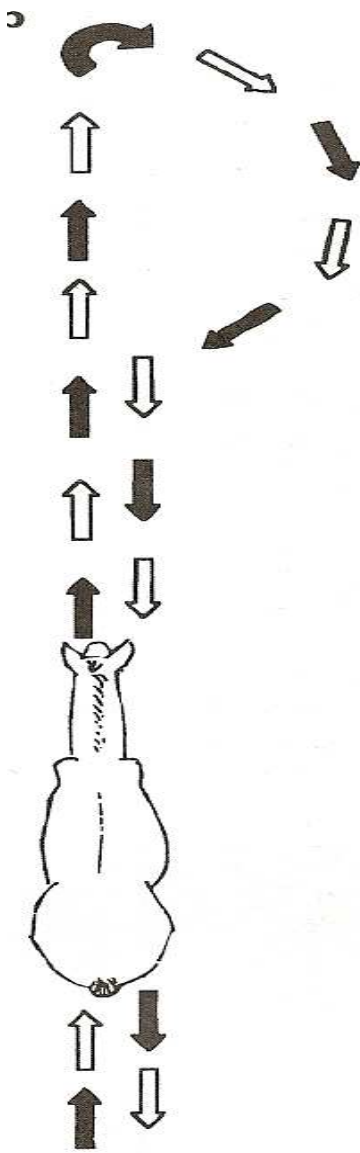
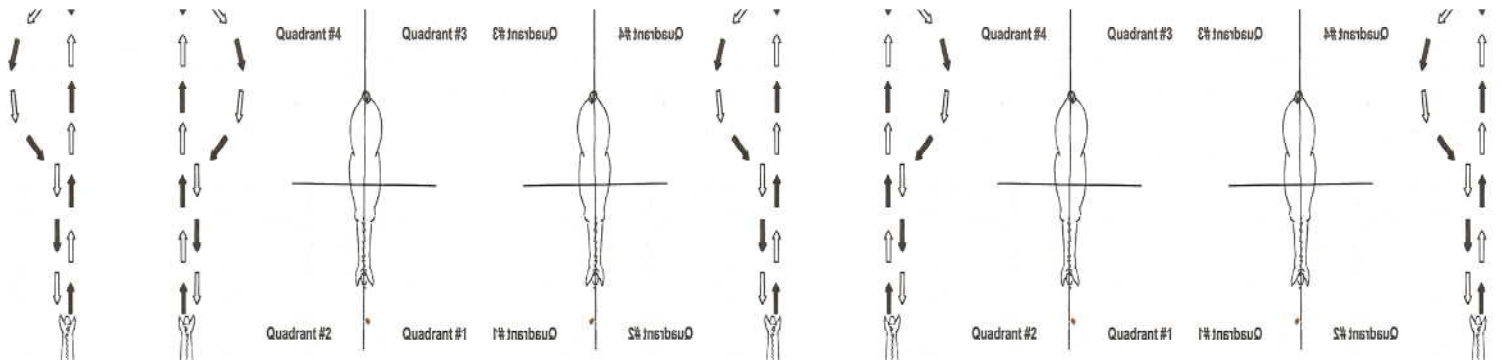


Maximum Action

EXAMPLE E - Youth Showmanship at Halter

Stop
Judge

QUARTER SYSTEM
Division of the Horse



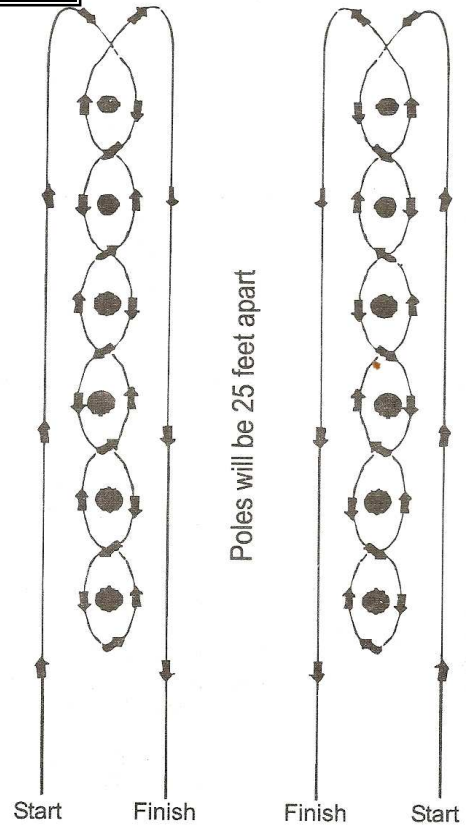
**When Judge is in Quadrant #2,
Exhibitor is in Quad #1**

**When Judge is in Quadrant #3,
Exhibitor is in Quad #1**

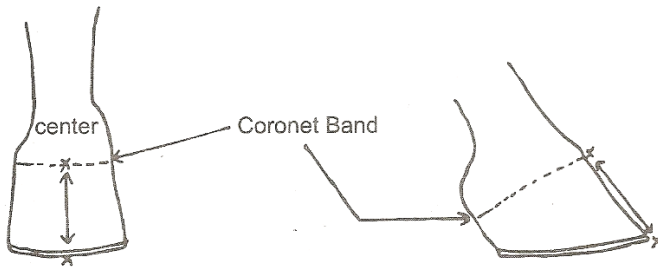
**When Judge is in Quadrant #4,
Exhibitor is in Quad #2**

**When Judge is in Quadrant #1,
Exhibitor is in Quad #2**

EXAMPLE F - Pole Bending



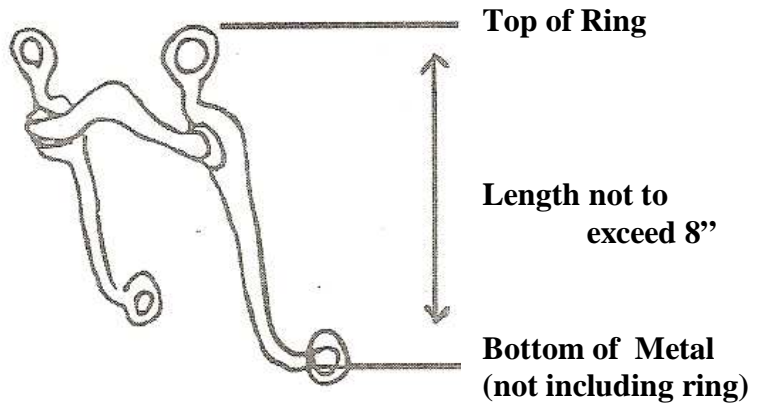
EXAMPLE G - Toe Length



Measure between front center of
Coronet Band and front center of
Hoof to the ground

Front Center of Hoof
including shoe

EXAMPLE H - Shank Length



EXAMPLE I - Keg Shoe



Plain Keg
3/4" Wide
3/8" Thick

FRONT



Plain Keg w/ Caulk Heel
Shoe thickness w/
1/4 " Borium & 1/4" caulk
= 7/8" total

EXAMPLE J - Shoe Fit - Natural Hoof

